

VIETNAM CEMENT INDUSTRY CORPORATION
VICEM PACKAGING BUT SON JOINT STOCK COMPANY

-----@-----

FINANCIAL STATEMENTS

Third quarter of 2025

(Issued under Circular No. 200/2014/TT-BTC Dated December 22, 2014)

1. Balance sheet	Form no. B 01a - DN
2. Income statement	Form no. B 02a - DN
3. Cash flow statement	Form no. B 03a - DN
4. Notes to the financial statements	Form no. B 09a - DN

Delivery to

- 1/ Board of Directors and Executive Board
- 2/ Board of Supervisors
- 3/ Accounting and Finance Department
- 4/ Accounting archive

BALANCE SHEET

*Third quarter of 2025
As at September 30, 2025*

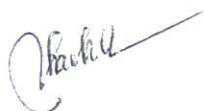
Unit: VND

Assets	Code	Notes	Closing Balance	Opening Balance
1	2	3	4	5
A - Current assets	100		242.317.509.981	222.072.184.296
I. Cash and cash equivalents	110		2.261.441.735	2.503.093.254
1. Cash	111	V.01	2.261.441.735	2.503.093.254
2. Cash equivalents	112			
II. Short-term receivables	130		195.438.094.500	174.725.579.150
1. Trade accounts receivable	131		210.412.046.974	192.724.114.055
2. Advances to suppliers	132		4.307.862.741	360.323.608
3. Short-term intercompany receivables	133			
4. Short-term lending	135			
5. Other receivables	136	V.02		
6. Provision for short term bad debts(*)	139		(19.281.815.215)	(18.358.858.513)
III. Inventories	140	V.03	44.250.500.479	44.422.418.035
1. Inventories	141		44.250.500.479	44.422.418.035
2. Provision for devaluation of inventories (*)	149			
IV. Current assets	150		367.473.267	421.093.857
1. Short-term prepaid expenses	151	V.04	367.473.267	421.093.857
2. Deuctible VAT	152			
3. Tax and other receivables from the State Budget	153			
4. Other current assets	155			
B - Long-term assets	200		58.813.187.588	69.234.474.808
I. Long-term receivables	210			
1. Long-term trade accounts receivables	211			
2. Long-term intercompany receivables	213			
3. Long-term lending	214			
4. Other long-term receivables	215			
5. Provision for doubtful debts long term (*)	219			
II. Fixed assets	220		58.813.187.588	69.234.474.808
1. Tangible fixed assets	221	V.12	58.813.187.588	69.234.474.808
- Historical cost	222		332.011.700.880	332.011.700.880
- Accumulated depreciation (*)	223		(273.198.513.292)	(262.777.226.072)
2. Finance lease assets	224			
- Historical cost	225			
- Accumulated depreciation (*)	226			
3. Intangible assets	227	V.13		
- Historical cost	228		681.600.000	681.600.000
- Accumulated depreciation (*)	229		(681.600.000)	(681.600.000)
III. Unfinished Long-term assets	240			
1. Long-term work in progress	241			
2. Capital Construction in progress	242			
IV. Long-term investments	250			
1. Investment in subsidiaries	251			
2. Investment in associates, joint ventures	252	V.5		
3. Investments in other entities	253			
V. Other long-term assets	260			
1. Long-term prepaid expenses	261			
2. Other long-term assets	268			
Total assets (270=100+200)	1270		301.130.697.569	291.306.659.104

Assets	Code	Notes	Closing Balance	Opening Balance
C - Liabilities	300		194.607.285.186	183.476.510.255
I. Current liabilities	310		194.607.285.186	183.476.510.255
1. Short-term trade accounts payable	311		48.301.347.101	53.901.556.128
2. Short-term advances from customers	312		200.003.520	60.000.000
3. Tax and other payables to the State	313	V.7	4.233.168.880	2.536.390.084
4. Payable to employees	314		10.489.936.981	17.465.285.512
5. Short-term accrued expenses	315	V.8	2.372.259.918	691.574.208
6. Short-term intercompany payables	316			
7. Other short-term payables	319	V.9	2.092.842.996	1.252.394.914
8. Short-term borrowing	320	V.06.1, V06.2	126.878.054.249	107.335.623.456
9. Provision for short-term liabilities	321			
10. Bonus and welfare funds	322		39.671.541	233.685.953
II. Long-term liabilities	330			
1. Long-term trade accounts payables	331			
2. Long-term advances from customers	332			
3. Long-term accrued expenses	333			
4. Intercompany payables on capital contribution	334			
5. Long-term intercompany payables	335			
6. Other long-term payables	337			
7. Long-term borrowings	338	V.06.3		
8. Deferred income tax liabilities	341			
9. Provision for long-term liabilities	342			
D - Owners' equity	400		106.523.412.383	107.830.148.849
I. Owners' equity	410	V.14	106.523.412.383	107.830.148.849
1. Working capital	411		60.000.000.000	60.000.000.000
2. Equity surplus	412		6.822.153.091	6.822.153.091
3. Other Owners' fund	414		28.692.249.838	28.692.249.838
4. Treasury stocks (*)	415			
5. Differences upon asset revaluation	416			
6. Exchange rate differences	417			
7. Investment and development fund	418		4.498.160.332	4.448.160.332
8. Enterprise reorganization assistance fund	419			
9. Other equity fund	420		1.678.000.000	1.678.000.000
10. Undistributed profit after tax	421		4.832.849.122	6.189.585.588
II. Other funds	430			
1. Funds	431			
2. Funds that form fixed assets	432			
Total resources(440=300+400)	440		301.130.697.569	291.306.659.104

Prepared, Oct 16, 2025

Preparer
(Sign and sealed)



Pham Thi Thanh Hoa

Chief accountant
(Sign and sealed)



Duong Minh Tuan

Director
(Sign and sealed)



Tran Ngoc Hung

INCOME STATEMENT
Third quarter of 2025

Article	Code	Notes	Third quarter		Cumulative from the beginning of the year to the end of quarter	
			2025	2024	2025	2024
1	2	3	4	5	6	7
1. Revenue from sales of merchandises and services rendered	01	V.15	121.631.972.792	71.104.737.881	341.814.159.888	247.722.066.320
2. Revenue deductions	02					
3. Net revenue from sales of merchandises and services rendered (10=01-02)	10	V.15	121.631.972.792	71.104.737.881	341.814.159.888	247.722.066.320
4. Cost of goods sold	11	V.18	113.144.494.609	65.712.767.104	316.710.184.349	220.595.251.955
5. Gross profit from sales of merchandises and services rendered (20=10-11)	20		8.487.478.183	5.391.970.777	25.103.975.539	27.126.814.365
6. Revenue from financing activity	21	V.16	1.347.080	1.205.853	2.727.895	2.376.483
7. Financial expenses	22	V.17	1.814.535.935	1.605.206.276	5.174.553.268	5.314.119.682
- Including: Interest expense	23		1.814.535.935	1.605.206.276	5.174.553.268	5.314.119.682
8. Selling expenses	24		1.495.513.436	997.523.552	4.544.197.532	4.600.135.769
9. General administration expenses	25		2.899.910.589	2.051.048.656	9.476.419.098	10.148.745.423
10. Net profit from operating activity {30=20+(21-22)-(24+25)}	30		2.278.865.303	739.398.146	5.911.533.536	7.066.189.974
11. Other income	31		74.381.957	27.401.677	179.118.080	114.260.877
12. Other expenses	32		5.220.400	330.898.756	15.840.213	372.333.970
13. Other profit (40=31-32)	40		69.161.557	(303.497.079)	163.277.867	(258.073.093)
14. Total accounting profit before tax (50=30+40)	50		2.348.026.860	435.901.067	6.074.811.403	6.808.116.881
15. Business income tax - current	51	V.19	478.605.372	832.840.863	1.241.962.281	2.120.484.239
16. Business income tax - deferred	52				0	0
17. Net profit after tax (60=50-51-52)	60		1.869.421.488	(396.939.796)	4.832.849.122	4.687.632.642
18. Basic earning per share (*)	70	VND	312	(66)	805	781
19. Diluted earning per share (*)	71	VND	312	(66)	805	781


Preparer
(Sign and sealed)

Pham Thi Thanh Hoa

Chief accountant
(Sign and sealed)

Duong Minh Tuan

Prepared, Oct 16, 2025



CASH FLOW STATEMENT

(Indirect method)

Third quarter of 2025

Unit: VND


Indicator	Code	Notes	Cumulative from the beginning of the year to the end of quarter	
			This year	Last year
1	2	3	4	5
I. Cash flow from operating activities				
1. Net profit before tax	01		6.074.811.403	6.808.116.881
2. Adjustment for				
- Depreciation and amortisation	02		10.421.287.220	10.767.687.226
- Provisions	03		922.956.702	3.347.540.429
- Gains, loss from investment in other entities	05		(2.727.895)	(2.376.483)
- Loan Interest	06		5.174.553.268	5.314.119.682
3. Operating profit before changes in working capital	08		22.590.880.698	26.235.087.735
- Increase, decrease in receivables	09		(21.635.472.052)	(18.769.463.218)
- Increase, decrease in inventories	10		171.917.556	(6.114.236.168)
- Increase, decrease in payables (not including interest payables, CIT tax)	11		(4.232.373.983)	2.410.899.104
- Increase, decrease in prepaid expenses	12		53.620.590	157.211.038
- Interest paid	14		(4.688.829.220)	(5.351.387.001)
- Business income tax paid	15		(1.634.620.463)	(1.195.066.290)
- Expenditure on business activities	17		(333.600.000)	(1.793.842.116)
Net cash flows from operating activities	20		(9.708.476.874)	(4.420.796.916)
II. Cash flows from investing activities				
1. Payments for purchases and construction of fixed assets and other long-term assets	21		(4.089.000.000)	-
2. Proceeds from disposal of fixed assets and other long-term assets	22		10.666.667	-
3. Payments for capital contributions to other entities	25			-
4. Proceeds from divestments of capital contributions to other entities	26			-
5. Interest received, dividends and profits received	27		2.727.895	2.376.483
Net cash flows from investing activities	30		(4.075.605.438)	2.376.483
III. Cash flows from financing activities				
1. Current loans received	33		310.403.890.198	227.959.728.462
2. Repayments of borrowings	34		(290.861.459.405)	(218.272.669.424)
3. Dividend, profit paid to owner	36		(6.000.000.000)	(5.400.000.000)
Net cash flows from financing activities	40		13.542.430.793	4.287.059.038
Net cash flows for the year (50=20+30+40)	50		(241.651.519)	(131.361.395)
Cash and cash equivalents at beginning of the year	60		2.503.093.254	638.088.747
Cash and cash equivalents at end of the year (70=50+60+61)	70		2.261.441.735	506.727.352

Preparer
(Sign and sealed)


Pham Thi Thanh Hoa

Chief accountant
(Sign and sealed)


Duong Minh Tuan



NOTES TO THE FINANCIAL STATEMENTS

Third quarter of 2025

I CHARACTERISTICS OF BUSINESS OPERATIONS

1 Forms of capital ownership :

Vicem Packaging But Son Joint Stock Company was established according to Decision No. 431/QĐ-BXD, dated April 14, 2003, by the Minister of Construction, regarding the "Conversion of the Nam Dinh Cement Packaging Enterprise under But Son Cement Company - Viet nam Cement Corporation, into a Joint Stock Company." The company was renamed Vicem But Son Packaging Joint Stock Company according to the resolution of the shareholders' meeting on March 30, 2011, and the 9th amendment of the company's business registration certificate, No. 0600312071, issued by the Department of Planning and Investment of Nam Dinh Province on September 6, 2024.

The main shareholder of the company is Viet nam Cement Industry Corporation, holding 34.29% of the shares.

The company's headquarters is located at Km 2, Van Cao Street, Truong Thi ward, Ninh Binh Province.

2 Business field: Industrial manufacturing

3 Business sector: Manufacturing, trading of various types of packaging, products made from plastic, paper

II ACCOUNTING PERIOD, CURRENCY USED IN ACCOUNTING

1 Accounting year: starts on January 1 and ends on December 31

2 Currency used in accounting: VND (Vietnamese Dong)

III APPLICABLE ACCOUNTING STANDARDS AND REGIME

1 Applicable accounting regime :

The company applies the Vietnamese accounting regime issued under Circular No. 200/2014/TT/BTC dated December 22, 2014, by the Ministry of Finance, which provides guidelines on the corporate accounting regime.

2 Declaration of compliance with accounting standards and regime:

The financial statements are prepared and presented in accordance with the Vietnamese Accounting Standards and Regulations.

3 The accounting method applied: General journal on computer

IV ACCOUNTING POLICIES APPLIED

The Company's interim financial statements are prepared in accordance with the guidelines of Circular No. 200/2014/TT-BTC dated December 22, 2014, issued by the Ministry of Finance. The Company's most recent annual financial statements (for the year 2014) are prepared in accordance with Decision No. 15/2006/QĐ-BTC dated March 20, 2006, issued by the Ministry of Finance.

1 Principle for recognizing cash and cash equivalents

Transactions arising in foreign currency are converted into Vietnamese đồng at the exchange rate applicable at the time the transaction occurs. At the time of preparing the financial statements, monetary items denominated in foreign currencies are converted at the foreign exchange buying rate of the commercial bank where the Company holds its foreign currency accounts.

The actual exchange rate differences arising during the period and the exchange rate differences from the revaluation of monetary item balances at the end of the year are recognized as financial income or financial expenses in the financial year.

Cash and cash equivalents include cash on hand and demand deposits at banks (without fixed terms).

Short-term investments with a maturity of no more than 3 months, which are easily convertible into cash and involve minimal risk in converting to cash from the purchase date of the investment at the reporting date.

2 Principle for accounting receivables

Receivables are tracked in detail by their original maturity, in their functional currency, and by each individual debtor, reflecting their realizable value after provisions for doubtful debts have been made.

The entities for provision include customers with overdue balances according to contracts or those who are unable to pay. This does not include customers who are overdue but are currently making payments or have commitments to settle the debts in the near future, in accordance with the guidelines provided in Circular No. 228/2009/TT-BTC dated December 7, 2009, issued by the Ministry of Finance.

3 Principle for recognizing inventory

Inventory is valued at cost. If the net realizable value is lower than the cost, the inventory must be valued at the net realizable value. The cost of inventory includes purchase costs, processing costs, and other directly related costs incurred to bring the inventory to its current location and condition.

The value of inventory is determined using the weighted average cost method.

Inventory is accounted for using the perpetual inventory method.

The provision for inventory impairment at the end of the year is the difference between the cost of inventory and its net realizable value.

4 Principle for accounting and depreciation of fixed assets

Tangible fixed assets and intangible fixed assets are presented at their original cost, less accumulated depreciation or amortization.

The acquisition cost of an asset includes the purchase price and all other costs directly related to bringing the asset to its ready-to-use condition.

The acquisition cost of self-constructed tangible fixed assets includes construction costs, actual production costs incurred, and costs for installation and trial runs.

The principle for accounting costs incurred after initial recognition (such as upgrades, renovations, maintenance, and repairs) is that they are recognized in the carrying value of the asset

Depreciation is calculated using the straight-line method, in accordance with Circular 45/2013/TT-BTC dated April 25, 2013, issued by the Ministry of Finance, with the estimated depreciation periods as follows:

- Buildings, structures	05 - 25 years
- Machinery, equipment	05 - 12 years
- Vehicles	06 - 10 years
- Office equipment	03 - 05 years
- Management software	05 years

5 The accounting principle for prepaid expenses

Prepaid expenses that relate only to production and business expenses of the current fiscal year are recognized as short-term prepaid expenses and are included in the production and business expenses of the fiscal year.

Prepaid expenses are gradually allocated to production and business expenses, including the cost of large-value tools and supplies. The allocation period for prepaid expenses does not exceed 3 years.

6 The accounting principle for payables

The principle for monitoring payables in detail by each debtor, maturity period, contract, and functional currency. Payables are recognized at no less than the amount due for payment.

7 The principle for recognizing borrowings

Borrowings are classified as short-term debt, current portion of long-term debt, and long-term debt. Each loan is tracked in detail by debtor, maturity period, contract, and functional currency.

8 The principle for recognizing and capitalizing borrowing costs

Borrowing costs are recognized as production and business expenses in the period when incurred, except for borrowing costs directly related to the construction or production of qualifying assets, which are capitalized as part of the cost of the asset (capitalized) in accordance with the Accounting Standard "Borrowing Costs".

9 Principle for recognizing accrued expenses

Actual expenses that have not yet occurred but are accrued in production and business expenses during the period ensure that when these expenses are incurred, they do not cause sudden fluctuations in production and business costs, based on the matching principle between revenue and expenses. When these expenses are incurred, if there is a difference from the accrued amount, accounting adjustments are made to increase or decrease expenses corresponding to the difference.

10 Principle for recognizing owner's equity

Owner's equity is recognized based on the actual capital contributed by the owner.

Share premium is recognized as the positive or negative difference between the actual issuance price and the par value of shares when issuing shares for the first time, issuing additional shares, or reissuing treasury shares.

Other owner's capital is recorded as the remaining value between the fair value of assets donated or granted to the business by other organizations or individuals, after deducting any taxes payable (if any) related to these donated assets; and amounts supplemented from business operating results.

Treasury shares are shares issued by the Company and subsequently repurchased. Treasury shares are recognized at their actual cost and are presented on the Balance Sheet as a deduction from owner's equity.

Dividends payable to shareholders are recognized as a liability on the Company's Balance Sheet after the Board of Directors announces the dividend distribution.

Undistributed after-tax profit is the profit from the company's operations after deducting adjustments due to the retrospective application of accounting policy changes and corrections of material errors from previous years. Profits are distributed according to the Annual General Meeting of Shareholders' resolution, in accordance with Decree No. 09/2004/ND-CP dated February 5, 2009, and Circular No. 11/2007/TT-BTC dated 2/8/2007.

11 Principles and methods for revenue recognition

Sales revenue

Sales revenue is recognized when the following conditions are met:

- Revenue is recognized based on the invoice issued by the sales department;
- The revenue is determined to be relatively certain;
- The company has received or will receive economic benefits from the sales transaction;
- The costs related to the sales transaction can be determined.

Revenue from providing services.

Revenue from providing services is recognized when the outcome of the transaction can be reliably determined. In cases where the service involves multiple periods, revenue is recognized in the period based on the work completed as of the balance sheet date of that period. The outcome of the service transaction is determined when the following conditions are met:

- The revenue is determined to be relatively certain;
- There is a likelihood of receiving economic benefits from the service transaction;
- The portion of work completed as of the balance sheet date can be determined;
- The costs incurred for the transaction and the costs to complete the service transaction can be determined.

The portion of the service work completed is determined using the method of assessing the work completed.

Revenue from financial activities

Revenue arising from interest, royalties, dividends, profits from equity investments, and other financial activity revenues is recognized when both of the following conditions are met:

- There is a likelihood of receiving economic benefits from the transaction;
- The revenue is determined to be relatively certain.

Dividends and profits from investments are recognized when the company has the right to receive the dividends or profit from its investments.

12 The accounting principle for revenue reductions

Revenue reductions include: trade discounts, sales discounts, and sales returns.

Revenue reductions that occur before the issuance of the financial statements are recorded as a reduction of revenue in the financial statements of the reporting period (previous period). If they occur after the issuance of the financial statements, they are recorded as a reduction of revenue in the period in which they arise (subsequent period).

13 The accounting principle for the cost of goods sold

The accounting principle for the cost of goods sold must ensure the matching principle with revenue.

Direct material costs, labor costs, and production overheads that exceed normal levels are not included in the value of inventory but are directly recognized as part of the cost of goods sold.

Import taxes and environmental protection taxes that have been included in the purchase costs, when refunded upon sale, are recorded as a reduction in the cost of goods sold.

14 The principle and method for recognizing financial expenses

The expenses recognized as financial expenses include:

- Costs or losses related to financial investment activities;
- Borrowing costs and costs related to obtaining loans;
- Losses due to foreign exchange rate fluctuations of transactions related to foreign currencies;
- Provision for the decline in the value of securities investments.

The above expenses are recognized based on the total amount incurred during the period and are not offset against financial activity revenue.

15 Selling expenses and administrative expenses

The actual expenses incurred by the company in the sales process are fully recognized, including: salaries and related expenses for the sales department, transportation, loading and unloading, storage, packaging, advertising, promotion, product presentation costs ...

The general administrative expenses of the company are fully reflected, including: salaries and related expenses for management personnel, office materials, depreciation of fixed assets used for office purposes, taxes, fees, provisions for doubtful debts, outsourced services, other external services ...

16 The principle and method for recognizing current corporate income tax expense and deferred corporate income tax expense.

Current corporate income tax expense is determined based on taxable income and the corporate income tax rate for the current year.

Deferred corporate income tax expense is determined based on temporary differences that are deductible, taxable temporary differences, and the corporate income tax rate.

V SIGNIFICANT EVENTS OR TRANSACTIONS DURING THE INTERIM ACCOUNTING PERIOD

		UNIT: VND	
		<u>01/01/25</u>	<u>30/09/25</u>
1	Cash and cash equivalents (VND)	2.503.093.254	2.261.441.735
	Cash	315.662.145	211.812.540
	Cash in banks	2.187.431.109	2.049.629.195
2	Other receivables		0
	Receivables from dividends and profits distribution		
	Receivables from employees		
	Other receivables		
3	Inventories (VND)	44.422.418.035	44.250.500.479
	Raw materials	14.559.984.433	19.600.688.327
	Tools and Instrument	38.492.304	40.486.042
	Finished products	29.187.209.508	24.063.238.995
	Goods sent for sale	636.731.790	546.087.115
4	Long term prepaid expense	421.093.857	367.473.267
	Prepaid expense	421.093.857	367.473.267
5	Long-term financial investments		
	Investments in joint ventures and associates		
6	Loans and financial lease liabilities	107.335.623.456	126.878.054.249
	6.1 Short-term loans	107.335.623.456	126.878.054.249
	6.2 Current portion of long-term debt		
	6.3 Long-term loans		
7	Taxes and transfer to Government	2.536.390.084	4.233.168.880
	VAT Tax	849.920.232	2.980.380.117
	Profit Tax	1.634.620.463	1.241.962.281
	Capital earning	50.349.389	9.326.482
	Other taxes	1.500.000	1.500.000
8	Payable expenses	691.574.208	2.372.259.918
	Accrued interest expenses	118.465.921	95.058.922
	Other accrued expenses	573.108.287	2.277.200.996
9	Other short-term payables :	1.252.394.914	2.092.842.996
	Trade union fund	1.178.034.914	1.135.969.392
	Social insurance, Health insurance		926.309.604
	Dividends payable		
	Other payables	74.360.000	30.564.000
10	Business capital	95.514.402.929	95.514.402.929
	Charter capital	60.000.000.000	60.000.000.000
	Capital surplus	6.822.153.091	6.822.153.091
	Other capital	28.692.249.838	28.692.249.838
11	Details of owner's investment capital :	60.000.000.000	60.000.000.000
	State investment capital	20.576.660.000	20.576.660.000
	Shareholders' contributed capital	39.423.340.000	39.423.340.000

12 Increase or decrease in tangible fixed assets

Item	Buildings and structures	Machinery and equipment	Vehicles and conveyors	Equipment	Total
Historical cost					
Quarter's opening balance	57.484.592.361	261.277.248.719	12.737.687.981	512.171.819	332.011.700.880
- Purchases during the period					
- Investments in completed construction					
- Other increases					
- Transferred to investment properties					
- Disposal, sale					
- Other decreases					
Quarter's closing balance	57.484.592.361	261.277.248.719	12.737.687.981	512.171.819	332.011.700.880
Accumulated depreciation					
Quarter's opening balance	33.601.294.559	224.564.232.109	11.062.379.402	512.171.819	269.740.077.889
- Period depreciation	508.214.826	2.818.852.614	131.367.963		3.458.435.403
- Other increases					
- Transferred to investment properties					
- Disposal, sale					
- Other decreases					
Quarter's closing balance	34.109.509.385	227.383.084.723	11.193.747.365	512.171.819	273.198.513.292
Remaining value					
- At the beginning of the quarter	23.883.297.802	36.713.016.610	1.675.308.579		62.271.622.991
- At the end of the quarter	23.375.082.976	33.894.163.996	1.543.940.616		58.813.187.588

13 Increase or decrease in intangible fixed assets

Item	Land use rights	Patents	Computer software	Other intangible fixed assets	Total
Historical cost					
Quarter's opening balance			650.800.000	30.800.000	681.600.000
- Internally generated by the company					
- Increase due to business consolidation					
- Other increases					
- Disposal, sale					
- Other decreases					
Quarter's closing balance			650.800.000	30.800.000	681.600.000
Accumulated depreciation					
Quarter's opening balance			650.800.000	30.800.000	681.600.000
- Period depreciation					
- Other increases					
- Disposal, sale					
- Other decreases					
Quarter's closing balance			650.800.000	30.800.000	681.600.000
Remaining value					
- At the beginning of the quarter					
- At the end of the quarter					

14 Statement of changes in shareholders' equity:

Article	Business capital: Contributed capital	Business capital: Share premium	Business capital: Other capital	Revaluation Surplus	Exchange Rate Differences	Development investment fund	Other funds under shareholders' equity	Financial Reserve Fund	Undistributed profit	Total
Opening balance of the quarter	60.000.000.000	6.822.153.091	28.692.249.838			4.498.160.332	1.678.000.000	0	8.963.427.634	110.653.990.895
Capital increase during the quarter (from profit distribution)										0
Profit for the quarter									1.869.421.488	1.869.421.488
Other increase										0
Capital decrease during the quarter (dividends)									6.000.000.000	6.000.000.000
Loss for the quarter										0
Other decrease										0
Closing balance of the quarter	60.000.000.000	6.822.153.091	28.692.249.838			4.498.160.332	1.678.000.000	0	4.832.849.122	106.523.412.383

	<u>01/01/25</u>	<u>30/09/25</u>
15 Shares	6.000.000	6.000.000
Number of shares registered for issuance	6.000.000	6.000.000
Number of shares outstanding	6.000.000	6.000.000
+ Common shares	6.000.000	6.000.000
+ Preferred shares		
	3rd quarter-2024	3rd quarter-2025
16 Revenue from sales of goods and provision of services	71.104.737.881	121.631.972.792
Sales revenue	71.104.737.881	121.631.972.792
Revenue from providing services		
	3rd quarter-2024	3rd quarter-2025
17 Financial income	1.205.853	1.347.080
Interest income	1.205.853	1.347.080
Other financial income		
	3rd quarter-2024	3rd quarter-2025
18 Financial expenses	1.605.206.276	1.814.535.935
Interest expense on loans	1.605.206.276	1.814.535.935
Unrealized exchange rate differences		
Other financial expenses		
	3rd quarter-2024	3rd quarter-2025
19 Cost of goods sold	65.712.767.104	113.144.494.609
Cost of goods sold for finished goods provided	65.712.767.104	113.144.494.609
Cost of goods sold for goods provided		
	3rd quarter-2024	3rd quarter-2025
20 Selling expenses and administrative expenses	3.048.572.208	4.395.424.025
Selling expenses incurred during the period	997.523.552	1.495.513.436
Employee expenses	191.604.948	372.892.029
Depreciation of fixed assets	61.334.505	61.334.505
Transportation and handling costs for bags	540.160.687	664.755.244
Other outsourced service costs	159.688.243	323.131.790
Other cash expenses	44.735.169	73.399.868
Administrative expenses incurred during the period	2.051.048.656	2.899.910.589
Employee expenses	899.481.820	1.264.483.666
Material costs	163.112.957	145.383.319
Office supplies expenses	34.474.368	41.830.781
Depreciation expenses for fixed assets	138.738.465	138.738.465
Reversal/Provision for reserves	-	-
Taxes, fees, and charges	455.035.195	51.429.371
Outsourced service expenses	45.369.071	58.817.894
Other cash expenses	314.836.780	1.199.227.093
	3rd quarter-2024	3rd quarter-2025
21 Current corporate income tax expense	832.840.863	478.605.372
Current corporate income tax expense	832.840.863	478.605.372
Adjustment of prior years' corporate income tax expenses		
Current corporate income tax for the year		

	3rd quarter-2024	3rd quarter-2025
22 Production and business costs by category	69.960.236.878	111.577.872.981
Costs of raw materials and supplies	46.772.835.015	78.442.934.250
Labor costs	14.621.704.905	20.938.554.334
Depreciation of fixed assets	3.560.849.415	3.458.435.403
Outsourced service expenses	4.173.519.430	6.884.319.887
Other cash expenses	831.328.113	1.853.629.107

Preparer



Pham Thi Thanh Hoa

Chief accountant



Duong Minh Tuan

Prepared, Oct 16, 2025

Director



Tran Ngoc Hung