

TRI VIET EDUCATION GROUP JOINT STOCK COMPANY

**Financial report
Quarter 3, 2025**

BALANCE SHEET

Reporting date: 30/09/2025

ITEMS	Codes	Notes	Balance as of 30/09/2025	Balance as of 01/01/2025
A - CURRENT ASSETS (100=110+120+130+140+150)	100		25,819,250,533	29,371,257,671
I. Cash and cash equivalents	110		3,325,351,230	12,649,502,081
1. Cash	111		3,325,351,230	12,649,502,081
2. Cash equivalents	112			
II. Short-term financial investments	120			
1. Trading securities	121			
2. Provision for impairment of trading securities (*)	122			
3. Investments held to maturity	123			
III. Short-term receivables	130		11,563,826,331	12,504,651,184
1. Short-term trade receivables	131		3,188,233,585	4,644,448,750
2. Short-term advances to suppliers	132		3,294,979,251	3,327,711,000
3. Short-term internal receivables	133			
4. Receivables according to construction contract progress plan	134			
5. Receivables from short-term loans	135			
6. Other short-term receivables	136		5,053,610,643	4,505,488,582
7. Provision for short-term doubtful receivables (*)	137			
8. Shortage of assets awaiting resolution	139		27,002,852	27,002,852
IV. Inventories	140		5,759,622,423	993,134,322
1. Inventories	141		5,759,622,423	993,134,322
2. Provision for inventories depreciation (*)	149			
V. Other current assets	150		5,170,450,549	3,223,970,084
1. Short-term prepayments	151		3,720,020,299	2,193,567,334
2. Deductible VAT	152		1,449,799,135	1,030,402,750
3. Taxes and other receivables from the State	153		631,115	
4. Government bond repurchase transactions	154			
5. Other short-term assets	155			
B - LONG-TERM ASSETS (200=210+220+230+240+250+260)	200		36,308,472,748	33,711,708,555
I. Long-term receivables	210		544,516,372	579,666,372
1. Long-term receivables from customers	211			
2. Long-term prepayments to suppliers	212			
3. Working capital at affiliated units	213			
4. Long-term internal receivables	214			
5. Long-term loan receivables	215			
6. Other long-term receivables	216		544,516,372	579,666,372
7. Provision for long-term doubtful debts (*)	219			
II. Fixed assets	220		27,063,212,845	27,922,872,006
1. Tangible fixed assets	221		15,475,354,412	16,272,513,577
- Original price	222		41,282,903,312	39,445,783,676
- Accumulated depreciation (*)	223		-25,807,548,900	-23,173,270,099
2. Finance lease fixed assets	224			
- Original price	225			
- Accumulated depreciation (*)	226			
3. Intangible fixed assets	227		11,587,858,433	11,650,358,429
- Original price	228		11,872,500,000	11,872,500,000
- Accumulated depreciation (*)	229		-284,641,567	-222,141,571
III. Investment real estate	230			
- Original price	231			
- Accumulated depreciation (*)	232			
IV. Long-term unfinished assets	240		382,850,000	277,850,000
1. Long-term unfinished production and business costs	241			
2. Unfinished construction costs	242		382,850,000	277,850,000
V. Long-term financial investments	250			
1. Investments in subsidiaries	251			
2. Investments in joint ventures and associates	252			
3. Capital contributions to other entities	253			
4. Long-term financial investment provisions (*)	254			
5. Investments held to maturity	255			
VI. Other long-term assets	260		8,317,893,531	4,931,320,177



1. Long-term prepaid expenses	261		8,317,893,531	4,931,320,177
2. Deferred income tax assets	262			
3. Long-term equipment, supplies, spare parts	263			
4. Other long-term assets	268			
TOTAL ASSETS (270=100+200)	270		62,127,723,281	63,082,966,226
C - LIABILITIES (300=310+330)	300		5,863,844,645	4,637,967,402
I. Short-term debt	310		5,863,844,645	4,637,967,402
1. Short-term payables to suppliers	311		534,643,206	1,036,407,477
2. Buyer pays short-term in advance	312		160,740,000	
3. Taxes and amounts payable to the State	313		184,390,947	993,074,347
4. Payable to employees	314		168,244,796	638,322,456
5. Short-term payable expenses	315		53,267,110	
6. Short-term internal payables	316			
7. Payable according to construction contract plan progress	317			
8. Short-term unearned revenue	318		47,828,619	337,845,277
9. Other short-term payables	319		1,717,561,645	1,632,317,845
10. Short-term financial lease loans and debt	320		2,997,168,322	
11. Provision for short-term payables	321			
12. Bonus and welfare fund	322			
13. Price stabilization fund	323			
14. Resale transactions of Government bonds	324			
II. Long-term liabilities	330			
1. Long-term trade payables	331			
2. Long-term advances from customers	332			
3. Long-term accrued expenses	333			
4. Internal payables for working capital	334			
5. Long-term internal payables	335			
6. Long-term unearned revenue	336			
7. Other long-term payables	337			
8. Long-term borrowings and finance leases	338			
9. Convertible bonds	339			
10. Preferred shares	340			
11. Deferred income tax payable	341			
12. Long-term provisions	342			
13. Science and technology development fund	343			
D - OWNER'S EQUITY (400=410+430)	400		56,263,878,636	58,444,998,824
I. Owner's equity	410		56,263,878,636	58,444,998,824
1. Owner's capital contribution	411		55,650,040,000	50,590,980,000
- Common shares with voting rights	411A		55,650,040,000	50,590,980,000
- Preferred shares	411B			
2. Share premium	412		-310,890,000	-310,890,000
3. Bond conversion options	413			
4. Other owners' capital	414			
5. Treasury shares (*)	415			
6. Asset revaluation differences	416			
7. Differences exchange rate	417			
8. Development investment fund	418			
9. Enterprise arrangement support fund	419			
10. Other funds belonging to equity	420			
11. Undistributed profit after tax	421		924,728,636	8,164,908,824
- Undistributed profit after tax accumulated to the end of the previous period	421A		576,299,824	4,257,892,634
- Undistributed profit after tax of this period	421B		348,428,812	3,907,016,190
12. Capital sources for basic construction investment	422			
II. Other sources of funds and funds	430			
1. Funding sources	431			
2. Funding sources for forming fixed assets	432			
TOTAL CAPITAL SOURCES(440=300+400)	440		62,127,723,281	63,082,966,226

Hanoi, date 20 month 10 year 2025

General Director



Chief Accountant

Thanh

Dao Thi Thanh Ha

Preparer

Hy

Bui Thi Khanh Huyen



TRI VIET EDUCATION GROUP JOINT STOCK COMPANY

REPORT ON BUSINESS PERFORMANCE
Quarter 3, 2025

ITEMS	Codes	Notes	Quarter 3		Accumulated from the beginning of the year to the end of this quarter	
			Year 2025	Year 2024	Year 2025	Year 2024
1. Revenue from goods sold and services rendered	01		6,830,023,664	11,605,560,677	26,222,645,946	28,893,852,137
- Sales and service revenue	01A		6,830,023,664	11,605,560,677	26,222,645,946	28,893,852,137
- Special consumption tax, export tax, VAT payable	01B					
2. Deductions	02					
3. Net revenue from goods sold and services rendered (10 = 01 - 02)	10		6,830,023,664	11,605,560,677	26,222,645,946	28,893,852,137
4. Cost of goods sold and services rendered	11		4,320,187,356	8,105,923,428	17,582,665,010	18,721,328,396
5. Gross profit from goods sold and services rendered (20 = 10 - 11)	20		2,509,836,308	3,499,637,249	8,639,980,936	10,172,523,741
6. Financial income	21		22,138	4,779,586	3,085,693	10,932,202
7. Financial expenses	22		108,477,333	22,481,616	222,333,712	132,104,322
- In which: Interest expense	23					
7. Selling expenses	25		983,417,905	846,365,828	3,604,246,521	2,621,706,785
8. General and administration expenses	26		1,280,278,940	1,347,905,288	4,270,627,745	4,163,799,859
10. Lợi nhuận thuần từ hoạt động kinh doanh (30=20+(21-22)-(25+26))	30		137,684,268	1,287,664,103	545,858,651	3,265,844,977
10. Other income	31			-84,000	241,299	-78,000
11. Other expenses	32			8,543,719	108,047,903	19,796,147
13. Profit from other activities (40=31-32)	40			-8,627,719	-107,806,604	-19,874,147
14. Accounting profit before tax (50=30+40)	50		137,684,268	1,279,036,384	438,052,047	3,245,970,830
15. Current corporate income tax expense	51		23,406,326	251,637,950	89,623,235	647,275,325
16. Deferred corporate income tax expense	52					
17. Net profit after corporate income tax (60=50-51-52)	60		114,277,942	1,027,398,434	348,428,812	2,598,695,505
18. Basic earnings per share	70					



Chief Accountant

Dao Thi Thanh Ha

Dao Thi Thanh Ha

Preparer

Hye

Bùi Thị Khánh Huyền

CASH FLOW STATEMENT (DIRECT METHOD)
Quarter 3, 2025

Hand. date 20 month 10 year 2025

General Director



Phạm Thị Lâm Hồng


Dao Thi Thanh Ha

Flight

Bui Thi Khanh Huyen

NOTES TO FINANCIAL STATEMENTS

These notes form an integral part of and should be read in conjunction with the accompanying financial statements.

1. GENERAL INFORMATION**Form of capital ownership**

Tri Viet Education Group Joint Stock Company (hereinafter referred to as "the Company") is a Joint Stock Company operating under the Business Registration Certificate of Joint Stock Company No. 0106182582 issued by the Hanoi Department of Planning and Investment for the first time on May 20, 2013 and registered for the 14th change on August 11, 2025. The Company's charter capital is VND 50,590,980,000, equivalent to 5,059,098 shares, with a par value of VND 10,000/share.

The Company's shares are currently traded on the UPCoM stock exchange with the stock code CAR.

The total number of employees of the Company as of September 30, 2025 is 60.

Main business lines and activities

- Agents, brokers, auctioneers;
- Wholesale of food;
- Wholesale of beverages;
- Wholesale of fabrics, ready-made garments, footwear;
- Wholesale of other household goods;
- Wholesale of computers, peripherals and software;
- Wholesale of electronic and telecommunications equipment and components;
- Wholesale of agricultural machinery, equipment and spare parts;
- Wholesale of other machinery, equipment and spare parts;
- Retail of food, foodstuffs, beverages, cigarettes and tobacco accounting for a large proportion in general stores;
- Computer consulting and computer system administration;
- Financial service support activities not elsewhere classified;
- Management consulting activities;
- Technical testing and analysis;
- Advertising;
- Market research and public opinion polling;
- Other professional, scientific and technological activities not elsewhere classified;
- Retail of computers, peripherals, software and telecommunications equipment in specialized stores;
- Retail sale of fabrics, wool, yarn, sewing thread and other textiles in specialized stores;
- Retail sale of carpets, mattresses, blankets, curtains, wall and floor coverings in specialized stores;
- Retail sale of electrical household appliances, beds, wardrobes, tables, chairs and similar furniture, lamps and electric lighting equipment, other household articles not elsewhere classified in specialized stores;
- Retail sale of books, newspapers, magazines and stationery in specialized stores;
- Retail sale of gymnastic and sports equipment and tools in specialized stores;
- Retail sale of garments, footwear, leather and imitation leather goods in specialized stores;
- Organizing trade introductions and promotions;
- Other remaining business support service activities not elsewhere classified;
- Primary education;
- Secondary and high school education;

NOTES TO FINANCIAL STATEMENTS

These notes form an integral part of and should be read in conjunction with the accompanying financial statements.

- Vocational education;
- College training;
- University and postgraduate training;
- Sports and entertainment education;
- Cultural and artistic education;
- Other education not elsewhere classified; and
- Printing.

The Company's main activities are education and training.

The Company's normal production and business cycle is carried out within a period of no more than 12 month

Characteristics of the Company's operations during the fiscal year that affect the financial statements

There are no special activities of the Company during the fiscal year that affect the financial statements for the fiscal period ending September 30, 2025 of the Company.

Statement on the comparability of information on the financial statements

Comparative figures are figures on the financial statements for the fiscal period ending September 31, 2025.

2. FISCAL YEAR, ACCOUNTING STANDARDS AND ACCOUNTING REGIME

Fiscal Year

The Company's fiscal year begins on January 1 and ends on December 31.

Applicable Accounting Regime

The Company applies the Vietnamese Accounting Standards and Enterprise Accounting Regime issued under Circular No. 200/2014/TT-BTC dated December 22, 2014 and circulars guiding the implementation of Accounting Standards of the Ministry of Finance in the preparation and presentation of financial statements.

Statement on compliance with Accounting Standards and Accounting System

The Board of Directors ensures that it has complied with the requirements of the Vietnamese Accounting Standards and Accounting System for Enterprises issued under Circular No. 200/2014/TT-BTC dated 22 December 2014 and the amendments under Circular No. 53/2016/TT-BTC dated 21 March 2016 as well as the circulars guiding the implementation of Accounting Standards of the Ministry of Finance in preparing financial statements.

The accompanying financial statements are not intended to present the financial position, results of operations and cash flows in accordance with accounting principles and practices generally accepted in countries other than Vietnam.

3. SUMMARY OF SIGNIFICANT ACCOUNTING POLICIES

Basis of preparation of financial statements

The financial statements are prepared and presented in Vietnam Dong (VND) on the accrual basis (except for information related to cash flows), using the historical cost principle and in accordance with Vietnamese Accounting Standards, the Vietnamese Enterprise Accounting System and legal regulations related to the preparation and presentation of financial statements.

Accounting estimates

The preparation of financial statements in accordance with Vietnamese Accounting Standards, the Vietnamese Enterprise Accounting System and legal regulations related to the preparation and presentation of financial statements requires the Board of Directors to make estimates and assumptions that affect the reported figures on liabilities, assets

NOTES TO FINANCIAL STATEMENTS

These notes form an integral part of and should be read in conjunction with the accompanying financial statements.
and the presentation of contingent liabilities and assets at the date of the financial statements as well as the reported figures on revenues and expenses during the financial year. Although the accounting estimates are made to the best of the Board of Directors' knowledge, the actual amounts incurred may differ from the estimates and assumptions made.

Evaluation and recognition at fair value

According to Article 28 of the Accounting Law No. 88/2015/QH13, assets and liabilities are assessed and recorded at fair value, but there is no specific guidance on this issue. Accordingly, the Board of Directors has considered and applied as follows:

For assets and liabilities, the Company has no basis to reliably determine the value, therefore, the Company is recording at original cost.

3. SUMMARY OF MAIN ACCOUNTING POLICIES (CONTINUED)

Cash and cash equivalents

Cash and cash equivalents include cash on hand, demand deposits and savings deposits at banks with terms of 3 months or less.

Receivables

Receivables are amounts receivable from customers or other entities. Receivables are stated at book value less allowances for doubtful debts.

Provisions for doubtful debts are made for receivables that are past due or for debts that the debtor is unlikely to be able to pay due to liquidation, bankruptcy or similar difficulties.

Inventories

Inventories are determined at the lower of cost and net realizable value. The cost of inventories comprises the cost of purchase and other directly attributable costs incurred in bringing the inventories to their present location and condition. The cost of inventories is determined by the weighted average method at the end of the period and is accounted for using the perpetual inventory method. Net realizable value is determined by the estimated selling price less the estimated costs of completion and the costs incurred in marketing, selling and distribution.

The Company's inventory write-down provision is made in accordance with current regulations. Accordingly, the Company is allowed to make a provision for obsolescence, damaged, substandard inventories and in cases where the cost of inventories is higher than the net realizable value at the end of the accounting period.

Prepaid expenses

Prepaid expenses include actual expenses that have been incurred but are related to the results of production and business activities of many accounting periods. Prepaid expenses include office renovation costs, tools and supplies issued for use and other prepaid expenses allocated to the Income Statement using the straight-line method in accordance with current regulations.

Tangible fixed assets and depreciation

Tangible fixed assets are stated at cost less accumulated depreciation.

The cost of tangible fixed assets comprises the purchase price and any other costs directly attributable to bringing the asset to its working condition for use.

Tangible fixed assets are depreciated using the straight-line method over their estimated useful lives, specifically as follows:

Estimated useful lives (Years)

Buildings, structures 03 - 30

Equipment, management tools 03 - 05

NOTES TO FINANCIAL STATEMENTS

These notes form an integral part of and should be read in conjunction with the accompanying financial statements.
Gains and losses arising from the liquidation and sale of assets are the difference between the income from liquidation and the remaining value of the assets and are recorded in the Statement of Business Performance.

Intangible fixed assets and depreciation

Intangible fixed assets include land use rights at Xuan Phuong urban area and computer software.

Computer software is recorded at purchase price and is depreciated using the straight-line method from 03 to 05 years.
Long-term land use rights at Xuan Phuong urban area The Company does not depreciate.

3. SUMMARY OF SIGNIFICANT ACCOUNTING POLICIES (CONTINUED)

Liabilities and accrued expenses

Liabilities and accrued expenses are recognized for amounts to be paid in the future related to goods and services received. Accrued expenses are recognized based on reasonable estimates of the amounts to be paid.

The classification of payables as trade payables, accrued expenses and other payables is made according to the following principles:

- Trade payables reflect payables of a commercial nature arising from the purchase of goods, services, assets and the seller is an independent entity from the Company.
- Payables reflect payables for goods and services received from sellers or provided to buyers but not yet paid due to lack of invoices or insufficient accounting records and documents, and payables to employees for vacation pay, production and business expenses that must be accrued in advance.

Other payables reflect payables that are not commercial in nature and not related to the purchase, sale, or provision of goods and services.

Owner's equity

Owner's capital contribution: Owner's capital contribution is recorded according to the actual capital contributed by shareholders.

Profit distribution

Profit after corporate income tax is distributed to shareholders after setting aside funds in accordance with the Company's Charter as well as the provisions of law and approved by the General Meeting of Shareholders.

Revenue recognition

Revenue from service provision transactions is recognized when the outcome of such transaction can be reliably determined. In the case of a service transaction that involves several periods, revenue is recognized in the period based on the results of the work completed at the Balance Sheet date of that period. The result of a service transaction is determined when all four (4) following conditions are satisfied:

- (a) The amount of revenue can be measured reliably;
- (b) It is probable that the economic benefits associated with the service transaction will flow to the company;
- (c) The stage of completion of the work at the Balance Sheet date can be measured reliably; and
- (d) The costs incurred for the transaction and the costs to complete the service transaction can be measured reliably.

Interest on deposits is recognized on an accrual basis, determined by the outstanding deposit accounts and the applicable interest rate.

Taxation

Current tax payable is calculated based on taxable income for the year. Taxable income differs from net profit as reported in the Income Statement because it excludes items of income or expense that are taxable or deductible in other years (including losses carried forward, if any) and it further excludes items that are not taxable or deductible.

NOTES TO FINANCIAL STATEMENTS

These notes form an integral part of and should be read in conjunction with the accompanying financial statements.

The determination of the Company's income tax is based on current tax regulations. However, these regulations are subject to change from time to time and the ultimate determination of corporate income tax depends on the results of the examination by the competent tax authorities.

Deferred income tax is calculated on the differences between the carrying amount and the tax base of assets and liabilities in the financial statements and is recorded using the balance sheet method. Deferred income tax liabilities are recognized for all temporary differences while deferred income tax assets are recognized only when it is probable that future taxable profits will be available against which the temporary differences can be used.

3. SUMMARY OF SIGNIFICANT ACCOUNTING POLICIES (CONTINUED)**Taxation (Continued)**

Deferred income tax is measured at the tax rates that are expected to apply in the year when the asset is realised or the liability is settled. Deferred income tax is recognised in the statement of comprehensive income and is denominated in equity except when it relates to items charged or credited directly to equity.

Deferred income tax assets and liabilities are offset when there is a legally enforceable right to set off current income tax assets against current income tax liabilities and when they relate to income taxes levied by the same taxation authority and the Company intends to settle its current income tax assets and liabilities on a net basis.

Other taxes are applied in accordance with the tax laws in force in Vietnam.

Related parties

Parties are considered to be related if one party has the ability to control the other party or exercise significant influence over the other party in making financial and operating decisions. Parties are also considered to be related if they are subject to common control or common significant influence.

In considering a related party relationship, attention is paid to the substance of the relationship rather than the legal form.

List of Company's related parties:

Stakeholders

Fibo Invest Joint Stock Company

Board of Directors, General Director, Supervisory Board and Chief Accountant

Relationship

Significant impact

Key Leadership

4. CASH AND CASH EQUIVALENTS

	On 30/09/2025	On 01/01/2025
	VND	VND
Cash	2,577,425,097	2,426,733,886
Non-term bank deposits (i)	747,926,133	10,222,768,195
Total	3,325,351,230	12,649,502,081

5. SHORT-TERM TRADE RECEIVABLES

	On 30/09/2025	On 01/01/2025
	VND	VND
Center for Child Injury Prevention	1,130,491,750	2,768,022,250
Other objects	2,057,741,835	1,876,426,500
Total	3,188,233,585	4,644,448,750

TRI VIET EDUCATION GROUP JOINT STOCK COMPANY

A15, 1st floor, Home City building, 177 Trung Kinh,
Yen Hoa ward, Cau Giay district, Hanoi city

FORM B 09 - DN

Issued under Circular No. 200/2014/TT-BTC
dated December 22, 2014 of the Ministry of Finance

NOTES TO FINANCIAL STATEMENTS

These notes form an integral part of and should be read in conjunction with the accompanying financial statements.

6. SHORT-TERM SELLER ADVANCE

	On 30/09/2025	On 01/01/2025
	VND	VND
FTA Consulting Services Co., Ltd.	1,806,201,269	1,891,245,269
Hoang Ngan General Trading and Service Company Limited	255,892,068	183,566,360
Nguyen Thi Nhan Business Household	249,228,400	-
An Phuoc Thai Company Limited	220,257,445	471,665,375
Other objects	763,400,069	781,233,996
Total	3,294,979,251	3,327,711,000

7. OTHER RECEIVABLES

	On 30/09/2025	On 01/01/2025
	VND	VND
a) Other short-term receivables	5,053,610,643	4,505,488,582
Advance	382,795,643	750,650,622
Deposit, bet (i)	83,000,000	83,000,000
Receivables from agents (ii)	4,587,815,000	3,671,837,960
Other receivables	-	-
b) Other long-term receivables	544,516,372	579,666,372
Advance	-	35,150,000
Deposit, bet:	544,516,372	544,516,372
- Thang Long Urban Development Investment Joint Stock	333,383,472	333,383,472
- Van Phu Trade Development Investment Joint Stock	211,132,900	211,132,900
- Hung PhOn Trade Development Investment Company Limited	-	-
Total	5,598,127,015	5,085,154,954

Note:

(ii) Amounts receivable from agents for the sale of courses and life skills programs collected by agents from customers.

(iii) Deposit for renting the Company's Office on the 5th floor of Sunsquare My Dinh building according to Contract No. 3718/HDCTMB/SUNSQUARE - TRIVIET signed on July 3, 2018.

(iv) Deposit for renting an office at Homecity Trung Kinh shopping mall according to Contract No. 37/HD-TTTM-HOMECITY signed on December 16, 2016. The contract term is 2 years from the date of signing and automatically expires in the following years if there is no change between the two parties.

8. INVENTORY

	On 30/09/2025		On 01/01/2025	
	Original price	Preventive	Original price	Preventive
	VND	VND	VND	VND
Raw materials, materials	502,355,400	-	252,888,004	-
Tools, instruments	5,257,267,023	-	740,246,318	-
Total	5,759,622,423	-	993,134,322	-

9. PREPAID EXPENSES

NOTES TO FINANCIAL STATEMENTS

These notes form an integral part of and should be read in conjunction with the accompanying financial statements.

10. INCREASE, DECREASE TANGIBLE FIXED ASSETS:

	Houses, buildings	Management equipment	Total
	VND	VND	VND
ORIGINAL COST			
On 01/01/2025	34,869,457,103	4,576,326,573	39,445,783,676
Purchases during the period	2,068,956,000	180,000,000	2,248,956,000
- Liquidation, sale	-	(411,836,364)	(411,836,364)
On 30/09/2025	36,938,413,103	4,344,490,209	41,282,903,312
CUMPED DEPRECIATION			
On 01/01/2025	21,126,680,877	2,046,589,222	23,173,270,099
Depreciation during the period	2,075,714,838	633,047,190	2,708,762,028
- Other decreases (i)	-	(74,483,227)	(74,483,227)
On 30/09/2025	23,202,395,715	2,605,153,185	25,807,548,900
RESIDENTIAL VALUE			
On 01/01/2025	13,742,776,226	2,529,737,351	16,272,513,577
On 30/09/2025	13,736,017,388	1,739,337,024	15,475,354,412

The cost of fully depreciated tangible fixed assets that are still in use as of September 30, 2025 is VND 9.047.128.646.

11. INCREASE, DECREASE INTANGIBLE FIXED ASSETS:

	Land use rights	Computer Software	Total
	VND	VND	VND
ORIGINAL COST			
On 01/01/2025	11,487,500,000	385,000,000	11,872,500,000
On 30/09/2025	11,487,500,000	385,000,000	11,872,500,000
CUMPED DEPRECIATION			
On 01/01/2025	-	222,141,571	222,141,571
Depreciation during the period	-	62,499,996	62,499,996
On 30/09/2025	-	284,641,567	284,641,567
RESIDENTIAL VALUE			
On 01/01/2025	11,487,500,000	162,858,429	11,650,358,429
On 30/09/2025	11,487,500,000	100,358,433	11,587,858,433

The original cost of fully depreciated intangible fixed assets still in use as of September 30, 2024 is VND 135,000,000.

12. SHORT-TERM TRADE PAYABLES

TRI VIET EDUCATION GROUP JOINT STOCK COMPANY

A15, 1st floor, Home City building, 177 Trung Kinh,
Yen Hoa ward, Cau Giay district, Hanoi city

FORM B 09 - DN

Issued under Circular No. 200/2014/TT-BTC
dated December 22, 2014 of the Ministry of Finance

NOTES TO FINANCIAL STATEMENTS

These notes form an integral part of and should be read in conjunction with the accompanying financial statements.

	On 30/09/2025		On 01/01/2025	
	Amount	Amount able to be	Amount	Amount able to be
	VND	VND	VND	VND
Thang Long Urban Development Investment JSC	-	-	394,881,896	394,881,896
Vietnam Education Support Consulting CO., Ltd	184,505,500	184,505,500	256,982,500	256,982,500
KOVIF Co., Ltd	88,124,340	88,124,340	88,124,340	88,124,340
Co Loa Studio	-	-	52,700,000	52,700,000
Others	262,013,366	262,013,366	243,718,741	243,718,741
Total	534,643,206	534,643,206	1,036,407,477	1,036,407,477

13. TAXES AND OTHER PAYMENTS TO THE STATE

	Amount payable during the period		Actual amount paid during the period	
	On 01/01/2025	On 30/09/2025	On 01/01/2025	On 30/09/2025
	VND	VND	VND	VND
Corporate Income Tax	910,023,973	89,623,235	986,485,792	13,161,416
Personal Income Tax	82,786,603	211,014,822	122,571,894	171,229,531
Other Taxes	263,771	35,259,346	36,154,232	(631,115)
Fees, Charges and Other Payments	-	0	-	-
Total	993,074,347	335,897,403	1,145,211,918	183,759,832

14. UNEARNED REVENUE

	On 30/09/2025	On 01/01/2025
	VND	VND
Tuition fees collected in advance from students	47,828,619	337,845,277
Total	47,828,619	337,845,277

15. OTHER PAYABLES

TRI VIET EDUCATION GROUP JOINT STOCK COMPANY

A15, 1st floor, Home City building, 177 Trung Kinh,
Yen Hoa ward, Cau Giay district, Hanoi city

FORM B 09 - DN

Issued under Circular No. 200/2014/TT-BTC
dated December 22, 2014 of the Ministry of Finance

NOTES TO FINANCIAL STATEMENTS

These notes form an integral part of and should be read in conjunction with the accompanying financial statements.

	On 30/09/2025	On 01/01/2025
	VND	VND
Union dues	52,142,000	52,142,000
Social insurance	102,018,550	31,091,200
Other payables:	1,563,401,095	1,549,084,645
- Minh An Development Construction Investment Joint Stock	863,440,869	863,440,869
- OnK Asia Joint Stock Company (i)	388,600,000	388,600,000
- Mr - Dang Ngoc Trinh (i)	296,000,000	296,000,000
- Other payables	15,360,226	1,043,776
Total	1,717,561,645	1,632,317,845

Note:

- (i) Joint venture to implement the ATK project - Dinh Hoa Historical - Ecological Relic Site, Thai Nguyen province.

16. EQUITY

Change in equity

	Owner's equity	Capital surplus	Undistributed profit after tax	Total
	VND	VND	VND	VND
Opening balance of previous year	32,000,000,000	-	5,635,359,824	37,635,359,824
Profit for the year	-	-	3,907,016,190	3,907,016,190
Phân phối lợi nhuận	6,400,000,000	-	(6,400,000,000)	-
Tăng khác	12,190,980,000	-	-	11,880,090,000
Opening balance of this year	50,590,980,000	-	8,164,908,824	58,444,998,824
Profit for this period	-	-	348,428,812	348,428,812
Profit distribution (i)	5,059,060,000	-	(7,588,609,000)	(2,529,549,000)
Capital increase during the period (ii)	-	-	-	-
Closing balance of this year	55,650,040,000	-	924,728,636	56,263,878,636

Charter capital

	Vốn đã góp			
	Số cuối kỳ	Tỷ lệ	Số đầu năm	Tỷ lệ
	VND		VND	
Mrs. Nguyen Thuy Thuong	8,045,000,000	15.90%	8,045,000,000	25.14%
Fibo Invest Joint Stock Company	9,216,000,000	18.22%	7,680,000,000	24%
IB Plus Investment and Consulting Joint	7,760,000,000	15.34%	4,550,000,000	14.22%
Other shareholders	25,569,980,000	50.54%	11,725,000,000	36.64%
Total	50,590,980,000	100%	32,000,000,000	100%

TRI VIET EDUCATION GROUP JOINT STOCK COMPANY

A15, 1st floor, Home City building, 177 Trung Kinh,
Yen Hoa ward, Cau Giay district, Hanoi city

FORM B 09 - DN

Issued under Circular No. 200/2014/TT-BTC
dated December 22, 2014 of the Ministry of Finance

NOTES TO FINANCIAL STATEMENTS

These notes form an integral part of and should be read in conjunction with the accompanying financial statements.

17. SERVICE PROVISION REVENUE

	From 01/01/2025 to 30/09/2025	From 01/01/2024 to 30/09/2024
	VND	VND
Revenue from providing training services	26,222,645,946	28,893,852,137
Total	26,222,645,946	28,893,852,137

18. COST OF SERVICE PROVISION

	From 01/01/2025 to 30/09/2025	From 01/01/2024 to 30/09/2024
	VND	VND
Cost of training services	17,582,665,010	18,721,328,396
Total	17,582,665,010	18,721,328,396

19. PRODUCTION AND BUSINESS COSTS BY FACTOR

	From 01/01/2025 to 30/09/2025	From 01/01/2024 to 30/09/2024
	VND	VND
Raw material costs	192,598,049	361,047,999
Labor costs	8,927,254,191	7,223,300,615
Fixed asset depreciation costs	7,362,763,074	8,456,305,189
Outsourced service costs	6,830,994,603	4,934,405,915
Other cash costs	2,143,929,359	4,531,775,322
Total	25,457,539,276	25,506,835,040

20. FINANCIAL REVENUE

	From 01/01/2025 to 30/09/2025	From 01/01/2024 to 30/09/2024
	VND	VND
Interest on deposits and loans	3,085,693	10,932,202
Total	3,085,693	10,932,202

21. FINANCIAL OPERATING EXPENSES

	From 01/01/2025 to 30/09/2025	From 01/01/2024 to 30/09/2024
	VND	VND
Loan interest	222,333,712	132,104,322
Total	222,333,712	132,104,322

NOTES TO FINANCIAL STATEMENTS

These notes form an integral part of and should be read in conjunction with the accompanying financial statements.

22. SELLING AND ADMINISTRATIVE EXPENSES

	From 01/01/2025 to 30/09/2025	From 01/01/2024 to 30/09/2024
	VND	VND
<i>a) Business management expenses incurred during the period</i>		
Employee costs	2,051,978,185	2,026,848,693
Office supplies costs	324,999,999	324,999,999
Fixed asset depreciation costs	704,780,488	530,167,752
Taxes, fees and charges	8,000,000	21,359,920
Outsourcing service costs	593,303,928	322,616,218
Other business management costs	587,565,145	937,807,277
Total	4,270,627,745	4,163,799,859
<i>b) Selling expenses incurred during the period</i>		
Employee costs	1,369,606,428	1,984,638,932
Raw material and packaging costs	197,477,269	36,048,000
Fixed asset depreciation costs	10,050,768	43,840,642
Outsourced service costs	1,423,774,325	557,179,211
Other sales expenses	603,337,731	-
Total	3,604,246,521	2,621,706,785

23. CURRENT CORPORATE INCOME TAX EXPENSES

	From 01/01/2025 to 30/09/2025	From 01/01/2024 to 30/09/2024
	VND	VND
Accounting profit before tax	438,052,047	3,245,970,830
Adjustment for taxable income	30,716,766	9,594,205
Plus: Non-deductible expenses	30,716,766	9,594,205
Taxable income	407,335,281	3,236,376,625
Current corporate income tax rate	20%	20%
Current corporate income tax	89,623,235	647,275,325
Additional corporate income tax from previous years	-	-
Corporate income tax payable	89,623,235	647,275,325

24. BASIC EARNINGS PER SHARE

	From 01/01/2025 to 30/09/2025	From 01/01/2024 to 30/09/2024
	VND	VND
Accounting profit after corporate income tax	89,623,235	647,275,325
Amount allocated to bonus and welfare fund	-	-
Profit allocated to common stockholders	89,623,235	647,275,325
Average common stock outstanding during the year (i)	5,059,950	5,059,980
Par value of shares	10,000	10,000
Basic earnings per share	18	128


TRI VIET EDUCATION GROUP JOINT STOCK COMPANY
A15, 1st floor, Home City building, 177 Trung Kinh,
Yen Hoa ward, Cau Giay district, Hanoi city

FORM B 09 - DN

Issued under Circular No. 200/2014/TT-BTC
dated December 22, 2014 of the Ministry of Finance


NOTES TO FINANCIAL STATEMENTS


These notes form an integral part of and should be read in conjunction with the accompanying financial statements.




Phan Thi Lam Hong
General Director

Hanoi, date 20 month 10 year 2025


Dao Thi Thanh Ha
Chief Accountant


Bui Thi Khanh Huyen
Preparer