

FINANCIAL STATEMENTS

Q4 2025

**TAM DUC CARDIOLOGY HOSPITAL
JOINT-STOCK COMPANY**



CONTENTS

----- oOo -----

	Pages
1. BALANCE SHEET	01 - 04
2. INCOME STATEMENT	05
3. CASH FLOW STATEMENT	06 - 07
4. NOTES TO THE FINANCIAL STATEMENTS	08 - 31

BALANCE SHEET*As at December 31, 2025**Unit: VND*

ASSETS	Code	Notes	Dec. 31, 2025	Jan. 01, 2025
A. CURRENT ASSETS	100		277,970,712,697	236,952,381,558
I. Cash and cash equivalents	110	V.1	57,623,533,672	76,764,812,048
1. Cash	111		27,623,533,672	31,764,812,048
2. Cash equivalents	112		30,000,000,000	45,000,000,000
II. Short-term financial investments	120		157,570,805,331	97,077,004,732
1. Trading securities	121		-	-
2. Provision for devaluation of trading securities	122		-	-
3. Held-to-maturity investments	123	V.2	157,570,805,331	97,077,004,732
III. Short-term accounts receivables	130		14,015,649,193	22,271,657,679
1. Current trade accounts receivables	131	V.3	4,000,108,643	4,086,600,931
2. Current prepayments to suppliers	132	V.4	357,180,879	6,501,118,570
3. Intercompany receivables	133		-	-
4. Receivables based on stages of construction contract schedule	134		-	-
5. Receivables from short-term loans	135		-	-
6. Other current receivables	136	V.5a	11,230,428,180	12,999,871,552
7. Provision for current doubtful debts	137	V.6	(1,572,068,509)	(1,315,933,374)
8. Shortage of assets awaiting resolution	139		-	-
IV. Inventories	140	V.7	46,637,903,079	39,285,982,788
1. Inventories	141		46,637,903,079	39,285,982,788
2. Provision for devaluation of inventories	149		-	-
V. Other current assets	150		2,122,821,422	1,552,924,311
1. Short-term prepaid expenses	151	V.10a	2,122,821,422	1,552,924,311
2. Deductible value added tax	152		-	-
3. Taxes and other receivables from the State Budget	153		-	-
4. Repurchase and sale of Government's bonds	154		-	-
5. Other current assets	155		-	-

BALANCE SHEET

As at December 31, 2025

Unit: VND

ASSETS	Code	Notes	Dec. 31, 2025	Jan. 01, 2025
B. LONG-TERM ASSETS	200		164,806,815,718	155,778,265,662
I. Long-term receivables	210		222,244,540	22,244,540
1. Long-term trade receivables	211		-	-
2. Long-term prepayments to suppliers	212		-	-
3. Working capital from sub-units	213		-	-
4. Long-term intercompany receivables	214		-	-
5. Receivables from long-term loans	215		-	-
6. Other long-term receivables	216	V.5b	222,244,540	22,244,540
7. Provision for doubtful long-term receivables	219		-	-
II. Fixed assets	220		154,958,362,342	145,430,356,327
1. Tangible fixed assets	221	V.8	150,189,290,768	140,703,694,960
- Cost	222		405,718,019,166	393,362,897,054
- Accumulated depreciation	223		(255,528,728,398)	(252,659,202,094)
2. Finance lease assets	224		-	-
- Cost	225		-	-
- Accumulated depreciation	226		-	-
3. Intangible fixed assets	227	V.9	4,769,071,574	4,726,661,367
- Cost	228		9,007,952,472	8,767,952,472
- Accumulated depreciation	229		(4,238,880,898)	(4,041,291,105)
III. Investment Properties	230		-	-
- Cost	231		-	-
- Accumulated depreciation	232		-	-
IV. Long-term work in progress	240		-	-
1. Long-term work in progress	241		-	-
2. Construction in progress	242		-	-
V. Long-term investments	250		-	-
1. Investments in subsidiaries	251		-	-
2. Investments in associates, joint-ventures	252		-	-
3. Investments in equity of other entities	253		-	-
4. Provision for decline in the value of long-term investments	254		-	-
5. Held-to-maturity investments	255		-	-
VI. Other long-term assets	260		9,626,208,836	10,325,664,795
1. Long-term prepaid expenses	261	V.10b	9,626,208,836	10,325,664,795
2. Deferred income tax assets	262		-	-
3. Long-term tools, supplies and spare parts	263		-	-
4. Other long-term assets	268		-	-
TOTAL ASSETS	270		442,777,528,415	392,730,647,220

BALANCE SHEET*As at December 31, 2025**Unit: VND*

RESOURCES	Code	Notes	Dec. 31, 2025	Jan. 01, 2025
C. LIABILITIES	300		83,110,341,129	68,613,220,800
I. Current liabilities	310		83,080,341,129	68,583,220,800
1. Short-term trade payables	311	V.11	57,041,183,905	43,147,713,160
2. Prepayments from customers	312	V.12	2,142,322,479	1,495,013,481
3. Taxes and other payables to the State Budget	313	V.13	5,642,285,047	4,896,626,238
4. Payables to employees	314		12,053,630,532	11,345,590,603
5. Short-term accrued expenses	315	V.14	2,493,835,641	3,497,369,273
6. Short-term intercompany payables	316		-	-
7. Construction contract-in-progress payables	317		-	-
8. Short-term unrealized revenue	318		-	-
9. Other short-term payables	319	V.15a	3,585,658,525	4,102,683,045
10. Short-term borrowings and financial lease liabilities	320		-	-
11. Provision for short-term payables	321		-	-
12. Bonus and welfare fund	322		121,425,000	98,225,000
13. Price stabilization fund	323		-	-
14. Repurchase and sale of Government's bond	324		-	-
II. Long-term liabilities	330		30,000,000	30,000,000
1. Long-term trade payables	331		-	-
2. Long-term prepayments from customers	332		-	-
3. Long-term accrued expenses	333		-	-
4. Inter-company payables for operating capital received	334		-	-
5. Long-term intercompany payables	335		-	-
6. Long-term unrealized revenue	336		-	-
7. Other long-term payables	337	V.15b	30,000,000	30,000,000
8. Long-term borrowings and financial lease liabilities	338		-	-
9. Convertible bond	339		-	-
10. Preferred shares	340		-	-
11. Deferred income tax liabilities	341		-	-
12. Provision for long-term liabilities	342		-	-
13. Fund for science and technology development	343		-	-

BALANCE SHEET

As at December 31, 2025

Unit: VND

RESOURCES	Code	Notes	Dec. 31, 2025	Jan. 01, 2025
D. OWNERS' EQUITY	400		359,667,187,286	324,117,426,420
I. Owners' equity	410	V.16	359,667,187,286	324,117,426,420
1. Contributed capital	411		155,520,000,000	155,520,000,000
- Ordinary shares with voting rights	411a		155,520,000,000	155,520,000,000
- Preference shares	411b		-	-
2. Share premium	412		1,407,488,000	1,407,488,000
3. Bond conversion option	413		-	-
4. Owners' other capital	414		-	-
5. Treasury shares	415		-	-
6. Difference upon assets revaluation	416		-	-
7. Foreign exchange differences	417		-	-
8. Investment and development fund	418		16,603,467,737	16,603,467,737
9. Fund for support of arrangement of enterprises	419		-	-
10. Other funds	420		2,638,700,638	1,855,123,878
11. Undistributed earnings	421		183,497,530,911	148,731,346,805
- Undistributed earnings accumulated to the end of prior year	421a		111,079,136,805	87,355,323,686
- Undistributed earnings in this year	421b		72,418,394,106	61,376,023,119
12. Investment reserve for basic construction	422		-	-
II. Budget sources and other funds	430		-	-
1. Budget sources	431		-	-
2. Fund to form fixed assets	432		-	-
TOTAL RESOURCES	440		442,777,528,415	392,730,647,220


HCM City, January 17, 2026

PREPARED BY - THE CHIEF ACCOUNTANT



Phan Thi Thanh Nga, MBA

GENERAL DIRECTOR



Dr. Do Van Bau Dan, Specialist Level 1

INCOME STATEMENT

Q4 2025

Unit: VND

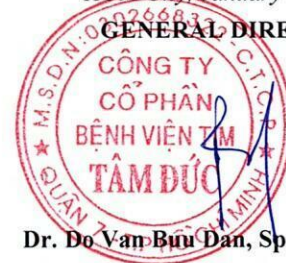
ITEMS	Code	Notes	Q4 2025		Cumulative from the beginning of the year to the end of this quarter	
			Q4 2025	Q4 2024	Year 2025	Year 2024
1. Sales	01	VI.1	224,692,022,581	212,040,276,308	835,932,450,940	778,436,638,649
2. Less sales deductions	02	VI.2	30,274,130	39,703,708	147,739,061	232,623,238
3. Net sales	10	VI.3	224,661,748,451	212,000,572,600	835,784,711,879	778,204,015,411
4. Cost of goods sold	11	VI.4	175,701,124,255	162,220,899,983	652,001,684,104	607,140,381,333
5. Gross profit (20 = 10 - 11)	20		48,960,624,196	49,779,672,617	183,783,027,775	171,063,634,078
6. Financial income	21	VI.5	3,099,989,368	1,833,505,320	7,111,520,931	4,342,749,350
7. Financial expense	22		-	-	-	-
<i>In which: loan interest expenses</i>	23		-	-	-	-
8. Selling expenses	25	VI.6a	3,476,916,261	4,094,151,944	13,628,718,661	15,761,958,018
9. General & administration expenses	26	VI.6b	19,625,827,819	18,479,918,148	70,890,037,329	66,800,425,387
10. Operating profit (30 = 20 + (21 - 22) - (25 + 26))	30		28,957,869,484	29,039,107,845	106,375,792,716	92,844,000,023
11. Other income	31	VI.7	1,465,500,917	838,278,430	3,202,656,154	2,860,272,878
12. Other expenses	32	VI.8	952,932,102	376,726,826	1,335,766,869	674,889,059
13. Other profit (40 = 31 - 32)	40		512,568,815	461,551,604	1,866,889,285	2,185,383,819
14. Net accounting profit before tax (50 = 30 + 40)	50		29,470,438,299	29,500,659,449	108,242,682,001	95,029,383,842
15. Corporate income tax - current	51	VI.10	3,841,103,122	3,388,325,231	12,507,287,700	10,748,731,229
16. Corporate income tax - deferred	52		-	-	-	-
17. Net profit after corporate income tax (60 = 50 - 51 - 52)	60		25,629,335,177	26,112,334,218	95,735,394,301	84,280,652,613
18. Earnings per share	70	VI.11	1,532	1,562	5,709	4,999
19. Diluted earning per share	71	VI.12	1,532	1,562	5,709	4,999

PREPARED BY - THE CHIEF ACCOUNTANT


Phan Thi Thanh Nga, MBA

HCM City, January 17, 2026

GENERAL DIRECTOR



Dr. Do Van Bui Dan, Specialist Level 1

CASH FLOW STATEMENT

(Under indirect method)

Q4 2025

Unit: VND

ITEMS	Code	Notes	Year 2025	Year 2024
I. CASH FLOW FROM OPERATING ACTIVITIES				
1. Net profit before tax	01		108,242,682,001	95,029,383,842
2. Adjustments for				
- Depreciation of fixed assets and investment properties	02	V.8-9	20,635,437,454	19,776,388,859
- Provisions	03		256,135,135	50,371,759
- Gain/losses from foreign exchange differences upon revaluation of monetary assets denominated in foreign currencies	04	V.5	(174,965,940)	(104,530,475)
- Gain/losses from investing activities	05		(6,873,482,602)	(4,284,054,243)
- Interest expense	06		-	-
- Other adjustments	07		-	-
3. Profit from operating activities before changes in working capital	08		122,085,806,048	110,467,559,742
- Increase (-)/ decrease (+) in receivables	09		7,799,873,351	(3,077,540,303)
- Increase (-)/ decrease (+) in inventories	10		(7,351,920,291)	4,009,926,649
- Increase (-)/ decrease (+) in payables (Other than payables, income tax)	11		7,813,252,840	(868,005,307)
- Increase (-)/ decrease (+) in prepaid expenses	12		129,558,848	4,423,354,839
- Increase (-)/ decrease (+) in trading securities	13		-	-
- Interest paid	14		-	-
- Corporate income tax paid	15	V.13	(12,049,129,809)	(10,024,662,698)
- Other receipts from operating activities	16		2,046,461,061	1,073,693,282
- Other payments on operating activities	17		(8,418,072,435)	(10,253,609,496)
Net cash inflows/(outflows) from operating activities	20		112,055,829,613	95,750,716,708
II. CASH FLOWS FROM INVESTING ACTIVITIES				
1. Purchases of fixed assets and other long-term assets	21		(23,915,614,099)	(9,729,377,684)
Proceeds from disposals of fixed assets and other long-term assets	22		35,477,778	45,835,368
3. Loans granted, purchases of debt instruments of other entities	23		(60,493,800,599)	(10,533,892,652)
4. Collection of loans, proceeds from sales of debt instruments of other entities	24		-	-
5. Investments in other entities	25		-	-
6. Proceeds from divestment in other entities	26		-	-
7. Dividends and interest received	27		6,936,554,991	4,238,218,875
Net cash inflows/(outflows) from investing activities	30		(77,437,381,929)	(15,979,216,093)

CASH FLOW STATEMENT

(Under indirect method)

Q4 2025

Unit: VND

ITEMS	Code	Notes	Year 2025	Year 2024
III. CASH FLOWS FROM FINANCING ACTIVITIES				
1. Proceeds from issue of shares and capital contribution	31		-	-
2. Payments for shares returns and repurchases	32		-	-
3. Proceeds from borrowings	33		-	-
4. Repayments of borrowings	34		-	-
5. Payments for finance lease liabilities	35		-	-
6. Dividends paid	36		(53,934,692,000)	(53,786,422,600)
Net cash inflows/(outflows) from financing activities	40		(53,934,692,000)	(53,786,422,600)
Net cash inflows/(outflows) (50 = 20+ 30 + 40)	50		(19,316,244,316)	25,985,078,015
Cash and cash equivalents at the beginning of the period	60		76,764,812,048	50,675,203,558
Effect of foreign exchange differences	61		174,965,940	104,530,475
Cash and cash equivalents at the end of the period (70 = 50+60+61)	70	V.1	<u>57,623,533,672</u>	<u>76,764,812,048</u>


HCM City, January 17, 2026

PREPARED BY - THE CHIEF ACCOUNTANT



MBA. Phan Thi Thanh Nga

GENERAL DIRECTOR



Dr. Do Van Bui Dan, Specialist Level 1

NOTES TO THE FINANCIAL STATEMENTS

Q4 2025

Unit: VND

I. BUSINESS HIGHLIGHTS**1. Establishment**

Tam Duc Cardiology Hospital Joint Stock Company (hereinafter referred to as "the Company") is a joint stock company operating under Business Registration Certificate No. 4103001109, issued by the Department of Planning and Investment of Ho Chi Minh City on July 16, 2002. Through various amendments to its business registration, the Company is currently operating under Business Registration Certificate No. 0302668322, amended for the 17th time on October 31, 2025, to update the head office address due to administrative boundary changes and the contact information of the Company's legal representative. On September 16, 2016, the Minister of Health issued Medical Examination and Treatment Operating License No. 23/BYT-GPHD to Tam Duc Cardiology Hospital.

English name: TAM DUC CARDIOLOGY HOSPITAL JOINT STOCK COMPANY.

Short name: TAM DUC CO.

Securities code: TTD (Registered for trading on UpCom).

Head office: No. 04 Quarter 1 Nguyen Luong Bang Street, Tan My Ward, Ho Chi Minh City.

2. Business sector

Public Joint Stock Company.

3. Principal activities

Medical examination and treatment services: hospital; Sale of medicine.

4. Normal operating cycle

Normal operating cycle of the Company lasts 12 months of the normal fiscal year beginning from January 01 and ending on December 31.

5. Operations in the fiscal year affecting the financial statements: Not applicable.**6. Total employees to December 31, 2025:** 530 employees. (December 31, 2024: 526 employees).**7. Disclosure on comparability of information in the Financial Statements**

The selection of figures and information need to be presented in the financial statements has been implemented on the principles of comparability among corresponding accounting periods.

II. ACCOUNTING PERIOD AND REPORTING CURRENCY**1. Fiscal year**

The fiscal year is begun on January 01 and ended on December 31 annually.

2. Reporting currency

Vietnam Dong (VND) is used as a currency unit for accounting records.

III. ADOPTION OF ACCOUNTING STANDARDS AND POLICIES**1. Applicable Accounting System**

The Company applies accounting standards, Vietnam Enterprise Accounting Regime issued under Circular No. 200/2014/TT-BTC dated December 22, 2014, Circular 53/2016/TT-BTC dated December 21 March 2016 amended and supplemented a number of articles of Circular 200/2014/TT-BTC and circulars guiding the implementation of accounting standards of the Ministry of Finance in preparing and presenting financial statements.

2. Disclosure of compliance with Vietnamese Accounting Standards and the Vietnamese Accounting System

The Board of Management ensures compliance with the requirements of Vietnamese accounting standards and the Vietnamese corporate accounting regime issued under Circular No. 200/2014/TT-BTC dated December 22, 2014, Circular 53/2016/TT-BTC dated March 21, 2016, amending and supplementing several articles of Circular 200/2014/TT-BTC as well as the circular guiding the implementation of accounting standards of the Ministry of Finance in preparation and presentation Financial report.

NOTES TO THE FINANCIAL STATEMENTS

Q4 2025

Unit: VND

IV. APPLICABLE ACCOUNTING POLICIES**1. Basis for preparing financial statements**

Financial statements are prepared based on accrual accounting (except for information related to cash flows).

2. Foreign exchange rate applicable in accounting

The Company has translated foreign currencies into Vietnam Dong at the actual rate and book rate.

Principles for determining the actual rate

Transaction arising in foreign currencies are converted at the exchange rate at the date of the transaction. The balance of monetary items denominated in foreign currencies at the end of the accounting period are converted at the exchange rate on that date.

Exchange rate differences arising during the period from transactions in foreign currencies are recorded in financial income or financial expenses. Exchange rate differences due to revaluation of monetary items denominated in foreign currencies at the end of the accounting period clearing the increase and decrease difference are recorded in financial income or financial expenses.

Principles for determining exchange rates for arising transactions

The exchange rate used to convert transaction arising in foreign currency is the actual exchange rate at the time the transaction occurs. The actual exchange rate for transactions in foreign currency is determined as follows:

Actual exchange rate when foreign currencies are traded (foreign currencies spot contracts, forward contract): exchange rate stated in the foreign currencies trading contract signed between the Company and the bank.

Principles for determining exchange rates at the end of the accounting period

Closing balance of monetary items (cash, cash equivalents) denominated in foreign currencies should be revalued at the actual rate ruling as of the balance sheet date.

The actual exchange rates upon revaluation of monetary assets denominated in foreign currencies which have been classified as assets will be the buying rate of the Vietcombank. The buying rate as at Dec 31, 2025: 26,077 VND/USD; 30,348.7 VND/EUR.

3. Principles for recording cash and cash equivalents

Cash includes cash on hand, demand deposit.

Cash equivalents comprise term deposits and other short-term investments with an original maturity of three months or less, highly liquid, readily convertible to known amount of cash and subject to an insignificant risk of changes in value.

4. Principles for accounting financial investments**Principles for accounting held-to-maturity investment**

Held-to-maturity investments include term deposits held for the purpose of collecting interest periodically.

Held-to-maturity investments are initially recorded at the original cost including buying price and costs attributable to the acquisition of the investments. After initial recognition, if the provision for doubtful debts has not been made as statutorily required, these investments are revalued at the recoverable value.

When there is solid evidence that part or all of the investment may not be recoverable, the loss is recorded in financial expenses in the period and recorded as a decrease in investment value.

5. Principles for recording trade receivables and other receivables

Receivables are presented at book value less provision for doubtful debts.

NOTES TO THE FINANCIAL STATEMENTS

Q4 2025

Unit: VND

The classification of receivables is according to the following principles:

- **Receivables from customers** reflect commercial receivables arising from purchase-sale transactions between the Company and the buyers who are independent units of the Company.
- **Other receivables** reflect non-commercial receivables, not related to purchase and sale transactions.

Provision for doubtful debts is made for each bad debt based on the overdue age of the debts or the expected amount loss that may occur, specifically as follows:

- For overdue receivables: The company estimates the portion of lost value and sets up provisions in accordance with current regulations.
- For receivables that are not overdue but are unlikely to be recovered: base on the expected level of loss to set up provisions.

Increases and decreases in doubtful debt provision balances that need to be appropriated at the end of the accounting period are recorded in corporate management expenses.

6. Principles for recording inventories

Inventories are recorded at the lower of cost and net realizable value.

The original costs are determined as follows

Raw materials, tools, goods: includes purchasing costs and other directly related costs incurred to bring inventory to its current location and condition.

Method of calculating inventories' value: FIFO.

Method of accounting for the inventories: Perpetual method.

Method for setting up provisions for devaluation of inventory: Provision for devaluation of inventory is established for each inventory item whose original price is greater than its net realizable value. Net realizable value is the estimated selling price of inventories in the ordinary course of business less the estimated costs of completion and the estimated costs necessary to consume them.

Increases and decreases in the balances of provision for devaluation of inventory that need to be appropriated at the end of the accounting period are recorded in cost of goods sold.

7. Principles for recording fixed assets

7.1 Principles for recording tangible fixed assets

Tangible fixed assets are stated at original cost less (-) accumulated depreciation. The initial cost of a tangible fixed asset comprises all expenditures of bringing the asset to its working condition and location for its intended use. The expenditures incurred beyond their originally assessed standard of performance are capitalized as an additional cost of tangible fixed assets when they have resulted in an increase in the future economic benefits expected to be obtained from the use of those tangible fixed assets. The expenditures which do not meet the above conditions are charged to the expenses in the period.

When the assets are sold or disposed, their original costs and the accumulated depreciation which have been written off and any gain or loss from disposal of assets are recorded in the income statement.

Determination of original costs of tangible fixed assets:

Tangible fixed assets purchased

The original cost of purchased tangible fixed assets shall consist of the actual purchase price less (-) trade discounts or reduction plus (+) taxes (excluding taxes to be refunded) and relevant expenses calculated to the time when such fixed assets are put into operation such as fees for installation and trial operation of fixed assets; specialists and other direct costs.

The original cost of a tangible fixed asset formed from capital construction under the mode of tendering shall be the finalisation price of the construction project, other relevant fees plus (+) registration fee (if any).

NOTES TO THE FINANCIAL STATEMENTS

Q4 2025

Unit: VND

Fixed assets which are buildings, structures attached to land use right, the value of land use right is computed separately and recorded as intangible fixed assets.

Purchase of fixed assets being attached with equipment, spare parts for replacement

When buying fixed assets if goods, equipment or spare parts for replacement are attached, the changeable goods, equipment or accessories shall be recorded separately according to the fair value. The original cost of the purchased fixed assets includes all expenditures of bringing the asset to its working condition minus (-) value of changeable goods, equipment or spare parts for replacement.

7.2 Principles for recording intangible fixed assets:

Intangible fixed assets are stated at original cost less (-) accumulated depreciation. The original cost of a intangible fixed asset comprises all costs of owning the asset to the date it is put into operation as expected.

Principles for recording intangible fixed assets

Purchase separate intangible fixed assets

The original cost of purchased intangible fixed assets shall consist of the actual purchase price payable less (-) trade discounts or reduction plus (+) taxes (excluding taxes to be refunded) and relevant expenses calculated to the time when such fixed assets are put into operation. The land use rights, which are purchased together with buildings, structures, will be determined separately and recorded as intangible fixed assets.

Land use right

Land use rights are all actual expenses the Company has paid that are directly related to used land, including: money spent to have land use rights, costs for compensation and site clearance, site leveling, registration fees, etc. When land use rights are purchased along with houses and architectural objects on the land, the value of land use rights is determined separately and recorded as intangible fixed assets.

Software program

Costs related to computer software programs that are not an integral part of the related hardware are capitalized. The original price of computer software is all expenses that the Company has spent up to the time the software is put into use.

7.3 Method of depreciating and amortizing fixed assets

Fixed assets are depreciated using the straight-line method over the estimated useful life of the asset. Estimated useful life is the time during which the asset is effective for production and business.

The estimated useful life for assets is as follows:

<i>Buildings and structures</i>	<i>10-30 years</i>
<i>Machinery and equipment</i>	<i>5-15 years</i>
<i>Transportation and facilities</i>	<i>9-10 years</i>
<i>Office equipment</i>	<i>7-12 years</i>
<i>Land use rights (Depreciation started from 2011) (*)</i>	<i>42 years</i>
<i>Software program</i>	<i>2-10 years</i>

() Land use rights which are granted for a definite term are amortized in conformity with the term stated in the certificate of land use right.*

8. Principles for recording prepaid expenses

Prepaid expenses at the Company include actual expenses that have been incurred but are related to business results of many accounting periods. Method of allocating prepaid expenses: The calculating and allocating of prepaid expenses to business operating expenses of each period are according to the straight-line method.

The company's prepaid expenses include the following expenses:

NOTES TO THE FINANCIAL STATEMENTS

Q4 2025

Unit: VND

Tools and supplies: Tools and supplies already put into use are allocated to expenses according to the straight-line method with an allocation period of no more than 36 months.

Fixed asset repair costs: One-time asset repair costs of high value are allocated to expenses according to the straight-line method over 36 months.

Insurance costs (accident insurance, car insurance, property insurance...) and other costs: Costs that already put into use are allocated to expenses according to the straight-line method with the allocation period according to the usage time on the contract.

9. Principle of recording payables

Liabilities are recognized for amounts to be paid in the future for goods and services received. Accrued expenses are recognized based on reasonable estimates of the amount payable.

The classification of payables as trade payables, accrued expenses and other payables is made according to the following principles:

- **Trade payables** reflect trade payables arising from transactions of purchasing goods, services, assets and the seller is an independent unit of the Company.

- **Other payables** reflect non-commercial payables, not related to transactions of purchasing, selling or providing with goods and services.

10. Principles for recording accrued expenses

Accrued expenses include electricity, water, testing,... which have arisen in the reporting period, but have not been settled. These costs are recognised on the basis of reasonable estimates on the amounts to be paid in accordance with specific contracts, agreements, and reconciliation minutes.

11. Principles for recording owner's Equity**Principles for recording owners' paid-in capital**

Owner's contributed capital is recorded according to the actual amount of capital contributed by shareholders.

Share premium: Share premium is recorded according to the difference between the issue price and par value of shares when being initially issued, additionally issued, the difference between re-issue price and book value of treasury shares and capital components of convertible bonds at maturity. Direct costs related to the issuance of additional shares and re-issuance of treasury shares are recorded as a decrease in share premium.

Principles for recognising undistributed profit

Profit after corporate income tax is distributed to shareholders after setting up funds according to the Charter of the Company as well as the provisions of law and approved by the General Meeting of Shareholders.

The distribution of profits to owners/shareholders/members which takes into account non-monetary items included in undistributed after-tax profits may affect cash flow and ability to pay dividends such as profits due to revaluation of assets contributed as capital, profits due to revaluation of monetary items, financial instruments and other non-monetary items.

Dividends are recognized as liabilities when approved by the General Meeting of Shareholders.

12. Principles and methods of recording Revenue and other income**Principles and methods of recording sales revenue**

Sales revenue is recognized when the following five (5) conditions are simultaneously met: 1. The enterprise has transferred most of the risks and benefits associated with ownership of the product or goods to the buyer; 2. The enterprise no longer holds the right to manage the goods as the owner of the goods or the right to control the goods; 3. Revenue is measured with relative certainty. When the contract stipulates that the buyer has the right to return the purchased products or goods under specific conditions, revenue is only recognized when those specific conditions no longer exist and the buyer is not entitled to return the products and goods (except in cases where customers have the right to return goods in the form of exchange for other goods or services); 4. The enterprise receives or will receive economic benefits from the sales transaction; 5. Costs related to sales transactions can be identified.

NOTES TO THE FINANCIAL STATEMENTS

Q4 2025

Unit: VND

Principles and methods of recording service provision revenue

Revenue from a service provision transaction is recognized when the outcome of that transaction can be determined reliably. In case the service is performed in many periods, the revenue recognized in the period is based on the results of the work completed at the end of the accounting period.

The results of a service provision transaction are determined when all four (4) conditions are met: 1. Revenue can be determined with relative certainty. When the contract stipulates that the buyer is entitled to return the purchased services under specific conditions, revenue is recognized only when those specific conditions no longer exist and the buyer is not entitled to return the purchased services; 2. Economic benefits from the transaction providing that service can be obtained; 3. The work completed at the end of the accounting period can be determined; 4. The costs incurred for the transaction and the costs to complete the service provision transaction can be determined.

Principles and methods of recording financial income

Income arising from interests of the enterprise shall be recognized when two conditions are simultaneously satisfied: 1. It is possible to gain benefits from that transaction; 2. Revenue is determined with relative certainty.

Revenue from financial activities includes: interest and revenue from other financial activities of the enterprise.

Interest is recorded on an accrual basis, determined on the balance of deposit accounts and the actual interest rate each period.

When an amount which has been recorded as an income becomes irrecoverable, such irrecoverable or uncertainly recoverable amount must be accounted as expense incurred in the period, but not recorded as income decrease.

13. Principles and methods of recording cost of goods sold

Cost of goods sold are the cost of products, goods, services sold in the period; expenses related to trading the investment properties and other expenses recorded in the cost of goods sold or recorded a decrease in the cost of goods sold in the reporting period. The cost of goods sold is recorded at the date the transaction incurs or likely to incur in the future regardless of payment has been made or not. The cost of goods sold and revenue shall be recorded simultaneously on conformity principles. Expenses exceeding normal consumption levels are recorded immediately to the cost of goods sold on prudent principles.

14. Principles and methods of recording current corporate income tax expenses and deferred corporate income tax expenses

Corporate income tax includes current corporate income tax and deferred corporate income tax incurred in the year and set basis for determining operating result after tax in current fiscal year.

Current income tax is a tax calculated based on taxable income. Taxable income differs from accounting profit due to adjustment of temporary differences between tax and accounting, non-deductible expenses as well as adjustment of non-taxable income and transferred losses.

The tax amounts payable to the State budget will be finalized with the tax office. Differences between the tax amounts payable specified in the book and the tax amounts under finalization will be adjusted when the tax finalization has been issued by the tax office.

Tax policies the Company should comply with are as follows:

Taxable income from medical examination and treatment services enjoys a preferential tax rate of 10% throughout the operating period, while income other than medical examination and treatment services is subject to the normal tax rate of 20%.

The Company has finalized its tax to the year 2016.

NOTES TO THE FINANCIAL STATEMENTS

Q4 2025

Unit: VND

15. Principle of recording earnings per share

Basic earnings per share are calculated by dividing the profit or loss attributable to common shareholders of the Company after deducting the Bonus and Welfare Fund, Charity Fund, Humanitarian Fund, Board of Directors and Supervisory Board Activities Fund established during the period by the weighted-average number of common shares outstanding during the period.

Diluted earnings per share are calculated by dividing the profit or loss after tax attributable to common shareholders of the Company (after adjusting for dividends on convertible preference shares) by the weighted-average number of common shares outstanding and the weighted-average number to be issued in a case where all dilutive potential common shares are converted into common shares.

16. Financial instruments**Initial recognition****Financial assets**

According to Circular No. 210/2009/TT-BTC dated November 06, 2009 (Circular No. 210), financial assets are classified properly, for the purpose of presentation in the financial statements, into the financial assets which are stated at fair value through the Income Statement, loans and receivables, held-to-maturity investments and available-for-sale financial assets. The Company decides to classify these assets at the date of initial recognition.

At the date of initial recognition, the financial assets are recognized at cost plus transaction cost that are directly attributable to the acquisition of the financial assets.

Financial assets of the Company comprise cash, short-term deposits, trade accounts receivables and other receivables.

Financial liabilities

According to Circular 210, financial liabilities are classified properly, for the purpose of presentation in the financial statements, into the financial liabilities which are stated at fair value through the Income Statement, financial liabilities determined on amortised cost basis. The Company decides to classify these liabilities at the date of initial recognition.

At the date of initial recognition, the financial liabilities are recognized at cost plus transaction cost that are directly attributable to the acquisition of the financial liabilities.

Financial liabilities of the Company comprise trade payables, accrued expenses, and other payables.

Re-measurements after initial recognition

Currently, there are no requirements for the re-measurement of the financial instruments after initial recognition.

Offsetting

Financial assets and financial liabilities are offset and the net amount reported in the report on financial position if, and only if, there is a currently enforceable legal right to offset the financial assets against financial liabilities or vice-versa and there is an intention to settle on a net basis or to realize the assets and settle the liability simultaneously.

17. Related parties

(i) Individuals with direct or indirect voting rights in enterprises that lead to significant influence over these enterprises, including close family members of these individuals. Close family members of an individual are those who can control or be controlled by that person when dealing with a business such as: Father, mother, spouses, children, siblings;

(ii) Key management employees have the rights and responsibilities for planning, managing and controlling the activities of the Company, including leaders and management staff of the company and close family members of these individuals;

(iii) Enterprises where the individuals mentioned in case (i) or case (ii) of this article directly or indirectly hold an important part of the voting rights, or through this, that person can have a significant impact on the business. This includes businesses that are owned by the directors or major shareholders of the Company and businesses that share a key member of management with the Company.

NOTES TO THE FINANCIAL STATEMENTS

Q4 2025

Unit: VND

V. ADDITIONAL INFORMATION FOR ITEMS SHOWN IN THE BALANCE SHEET

1. Cash and cash equivalents	Dec. 31, 2025	Jan. 01, 2025
Cash	27,623,533,672	31,764,812,048
Cash on hand	750,159,442	333,700,424
Demand deposit	26,873,374,230	31,431,111,624
+ VND	23,710,782,876	28,444,860,419
Argibank	1,104,896,138	13,741,977,603
Vietcombank	12,186,347,141	14,702,882,816
Vietinbank	10,419,539,597	-
+ Foreign currency	3,162,591,354	2,986,251,205
Vietcombank - USD	2,473,585,728	2,395,567,168
Vietcombank - EUR	689,005,626	590,684,037
Cash equivalents	30,000,000,000	45,000,000,000
Term deposits of no more than 3 months (*)	30,000,000,000	45,000,000,000
Total	57,623,533,672	76,764,812,048

(*) As at December 31, 2025, cash equivalents are deposit contracts with terms of 03 months at joint stock commercial banks with interest rates ranging from 4.4% - 4.7%/year.

2. Held-to-maturity investments

	Dec. 31, 2025		Jan. 01, 2025	
Short term	Original price	Book value	Original price	Book value
Term deposit (*)	157,570,805,331	157,570,805,331	97,077,004,732	97,077,004,732
Total	157,570,805,331	157,570,805,331	97,077,004,732	97,077,004,732

(*) As at December 31, 2025, short term held to maturity investments are deposit contracts with terms of 06 - 12 months at joint stock commercial banks with interest rates ranging from 4.6% - 5.5%/year.

3. Trade receivables

	Dec. 31, 2025		Jan. 01, 2025	
Short term	Amount	Provision	Amount	Provision
Local customers	4,000,108,643	(1,572,068,509)	4,086,600,931	(1,315,933,374)
Ho Chi Minh City Association for the Support of Poor Patients	0	-	446,199,481	-
VietNam Children's Fund				
Social Enterprise Company Limited	145,162,760	-	176,133,780	-
Other customers	3,854,945,883	(1,572,068,509)	3,464,267,670	(1,315,933,374)
Total	4,000,108,643	(1,572,068,509)	4,086,600,931	(1,315,933,374)

4. Prepayments to suppliers

	Dec. 31, 2025		Jan. 01, 2025	
Short term	Amount	Provision	Amount	Provision
Local suppliers	357,180,879	-	6,501,118,570	-
Hoang Phuc Entec Co., Ltd	162,000,000	-	-	-
TRAMAT Co., Ltd.	-	-	5,994,000,000	-

NOTES TO THE FINANCIAL STATEMENTS

Q4 2025

Unit: VND

Other local suppliers	195,180,879	-	507,118,570	-
Total	357,180,879	-	6,501,118,570	-
5. Other receivables	Dec. 31, 2025		Jan. 01, 2025	
	Amount	Provision	Amount	Provision
a. Short-term	11,230,428,180	-	12,999,871,552	-
Receivables from employees	194,125,000	-	189,942,000	-
Deposits	243,965,000	-	243,965,000	-
Payment on behalf of Health Insurance (*)	9,043,080,853	-	10,916,519,680	-
Interest on deposits expected to be collected	1,724,474,015	-	1,336,685,095	-
Other receivables	24,783,312	-	312,759,777	-
b. Long-term	222,244,540	-	22,244,540	-
Deposits	222,244,540	-	22,244,540	-
Total	11,452,672,720	-	13,022,116,092	-

(*) These are medical examination and treatment expenses for patients using Health Insurance cards. This receivable will be settled with the Ho Chi Minh City Social Insurance agency.

6. Overdue debts with provisions (See page 28).

7. Inventory	Dec. 31, 2025		Jan. 01, 2025	
	Original price	Provision	Original price	Provision
Raw materials	28,236,425,586	-	24,627,459,062	-
Tools and Instrument	1,334,787,743	-	1,469,467,258	-
Goods	17,066,689,750	-	13,189,056,468	-
Total	46,637,903,079	-	39,285,982,788	-

- Value of inactive, deteriorated inventories which are not possibly consumed at the period end: Not applicable.

- The carrying amount of inventories pledged as security for liabilities: Not applicable.

8. Tangible fixed assets (See page 29).

9. Intangible fixed assets

Items	Land use rights (*)	Software program	Total
Original cost			
Opening balance	6,970,212,772	1,797,739,700	8,767,952,472
Closing balance	6,970,212,772	1,797,739,700	8,767,952,472
Accumulated depreciation			
Opening balance	2,323,404,216	1,717,886,889	4,041,291,105
Charge during the year	165,957,444	31,632,349	197,589,793
Closing balance	2,489,361,660	1,749,519,238	4,238,880,898

NOTES TO THE FINANCIAL STATEMENTS

Q4 2025

Unit: VND

Net book value

Opening balance	4,646,808,556	79,852,811	4,726,661,367
Closing balance	4,480,851,112	48,220,462	4,529,071,574

- Ending carrying value of intangible fixed assets pledged/mortgaged as loan security: Not applicable.
- Ending original costs of intangible fixed assets—fully depreciated but still in use: 1,583,539,700 VND.
- Commitments on tangible fixed assets acquisitions, sales of large value in the future: Not applicable.

* According to the Certificate of Land Use Rights No. CT 35912, the area of Area 1 is 10,000 m², address at No. 04 Quarter 1 Nguyen Luong Bang, Tan My Ward, HCM City. Expiry date until May 02, 2053.

10. Prepaid expenses	Dec. 31, 2025	Jan. 01, 2025
a. Short-term prepaid expenses	2,122,821,422	1,552,924,311
Software maintenance, insurance,...	2,122,821,422	1,552,924,311
b. Long-term prepaid expenses	9,626,208,836	10,325,664,795
Tools and supplies awaiting allocation	2,256,870,941	2,543,695,502
Machinery maintenance, repairing hospital facilities, ...	7,369,337,895	7,781,969,293
Total	11,749,030,258	11,878,589,106

11. Trade payables	Dec. 31, 2025		Jan. 01, 2025	
	Amount	Debts Service Coverage	Amount	Debts Service Coverage
Short-term	57,041,183,905	57,041,183,905	43,147,713,160	43,147,713,160
Local suppliers	57,041,183,905	57,041,183,905	43,147,713,160	43,147,713,160
TRAMAT Co., Ltd.	3,496,500,000	3,496,500,000	-	-
National Phytopharma JSC (Phytopharma)	6,594,438,354	6,594,438,354	4,474,992,106	4,474,992,106
Trieu Giang Pharmaceutical Co., Ltd	6,251,688,043	6,251,688,043	6,318,916,478	6,318,916,478
Other local suppliers	40,698,557,508	40,698,557,508	32,353,804,576	32,353,804,576
Total	57,041,183,905	57,041,183,905	43,147,713,160	43,147,713,160

12. Prepayments from customers	Dec. 31, 2025	Jan. 01, 2025
Local customers	2,142,322,479	1,495,013,481
Advances from patients	731,562,180	589,342,170
Benefactor association	795,961,490	148,923,370
Other local customers	614,798,809	756,747,941
Total	2,142,322,479	1,495,013,481

13. Taxes and payables to the State Budget

Payables	Jan. 01, 2025	Payable amount	Paid amount	Dec. 31, 2025
Value added tax	160,413,995	1,685,237,474	1,542,420,998	303,230,471
Corporate income tax	3,382,945,231	12,507,287,700	12,049,129,809	3,841,103,122
Personal income tax	1,353,267,012	18,661,914,379	18,517,229,937	1,497,951,454
Other taxes	-	3,000,000	3,000,000	-
Total	4,896,626,238	32,857,439,553	32,111,780,744	5,642,285,047

Present methods for determining taxes, fees, and levies to be paid

NOTES TO THE FINANCIAL STATEMENTS

Q4 2025

Unit: VND

Value added tax

The company pays value added tax using the deduction method. Value added tax rate are as follows:

	Tax rate
- VAT rate on outpatient medical examination and treatment, inpatient hospital fees	Not subject to tax
- VAT rate on medicine	5%
- VAT rate other than outpatient medical examination and treatment services and medicine	10%

In the fourth quarter of 2025, The company is entitled to a reduced VAT rate of 8% according to Decree No. 174/2025/NĐ-CP dated June 30, 2025, applicable from July 1, 2025, to December 31, 2026.

Corporate income tax

Taxable income from medical examination and treatment services enjoys a preferential tax rate of 10% throughout the operating period, while income from other medical examination and treatment services is still subject to the normal tax rate of 20%.

Land rental

The company must pay land rent for the land areas currently in use at the following rent rates:

Land location	Rent rate
Nguyen Dong Chi, Tan My Ward, HCM City (5,000 m ²)	414,180 VND/m ²

Other taxes

The Company declares and pays as statutorily required.

	Dec. 31, 2025	Jan. 01, 2025
14. Short-term payables		
Cost of medical waste and household waste treatment	233,543,520	351,926,604
Cost of sending test samples	320,974,000	667,270,000
Advance payment of land rental	-	-
Expenses payable (electricity, water, testing, specialized machine maintenance, received goods without invoices...)	1,939,318,121	2,478,172,669
Total	2,493,835,641	3,497,369,273
15. Other payables		
a. Short-term	3,585,658,525	4,102,683,045
SHUI, trade union fees	19,718,567	20,467,692
Keeping patient support funds of organizations and individuals	1,227,166,857	1,154,761,462
Funding for research contracts, conferences	1,246,130,050	1,550,449,384
Other payables	1,092,643,051	1,377,004,507
b. Long-term	30,000,000	30,000,000
Receipt of deposits	30,000,000	30,000,000
Total	3,615,658,525	4,132,683,045

16. Owners' equity

a. Comparison schedule for changes in Owners's Equity (See page 30).

NOTES TO THE FINANCIAL STATEMENTS

Q4 2025

Unit: VND

16. Owners' equity (cont.)

b. Details of owners' shareholding	Dec. 31, 2025		Jan. 01, 2025	
	Capital contribution	Capital contribution ratio	Capital contribution	Capital contribution ratio
Ms. Nguyen Thi Hanh	15,552,000,000	10.00%	15,552,000,000	10.00%
Ms. Nguyen Thi Thu Hong	12,350,000,000	7.94%	12,350,000,000	7.94%
An Viet Hung Investment Joint Stock Company	12,062,600,000	7.76%	12,062,600,000	7.76%
Capital contributions from other investors	115,555,400,000	74.30%	115,555,400,000	74.30%
Total	155,520,000,000	100%	155,520,000,000	100%

c. Capital transactions with owners and distribution of dividends, profits

	Year 2025	Year 2024
Owners' equity	155,520,000,000	155,520,000,000
At the beginning of the year	155,520,000,000	155,520,000,000
At the end of the year	155,520,000,000	155,520,000,000
Dividends distributed	54,022,736,000	54,022,736,000

d. Shares

	Dec. 31, 2025	Jan. 01, 2025
Number of shares registered to be issued	15,552,000	15,552,000
Number of shares sold out to the public	15,552,000	15,552,000
Ordinary share	15,552,000	15,552,000
Number of existing shares in issue	15,552,000	15,552,000
Ordinary share	15,552,000	15,552,000
Par value: VND/share	10,000	10,000

e. Funds

	Dec. 31, 2025	Jan. 01, 2025
Investment and development fund	16,603,467,737	16,603,467,737
Other Funds	2,638,700,638	1,855,123,878
Total	19,242,168,375	18,458,591,615

* Purpose of appropriating and using funds

Investment and development fund is established from the profit after tax of the enterprise and used for expanding the operating scale or investing further in the enterprise .

17. Off balance sheet items

a. Assets held under trust

	Unit	Quantity	
		Dec. 31, 2025	Jan. 01, 2025
Consigned materials			
Amplatez/Coil	Pcs	19	31
Amplatez/Coil	Set	7	4
Anneaux	Pcs	22	15
Ballon	Pcs	365	520

NOTES TO THE FINANCIAL STATEMENTS

Q4 2025

Unit: VND

Electrophysiology Instruments	Pcs	71	50
Electrophysiology Instruments	Set	14	41
Pacemaker	Pcs	20	2
Pacemaker	Set	5	6
Stent	Pcs	412	388
Valve	Pcs	49	55
Medical Instruments	Set	11	7
Medical Instruments	Pcs	53	44
Total		1,048	1,163

b. Foreign currencies

	Dec. 31, 2025		Jan. 01, 2025	
	Original currency	Value (VND)	Original currency	Value (VND)
USD	\$ 94,856.99	2,473,585,728	\$ 94,870.19	2,395,567,168
EUR	€ 22,702.97	689,005,626	€ 22,645.88	590,684,037
Total		3,162,591,354		2,986,251,205

VI. ADDITIONAL INFORMATION FOR ITEMS IN THE INCOME STATEMENT

	Q4 2025	Q4 2024
1. Sales		
Revenue from medical examinations and treatments	168,190,734,819	157,390,797,974
Revenue from drug sales	55,995,953,568	54,410,844,068
Other revenues	505,334,194	238,634,266
Total	224,692,022,581	212,040,276,308
2. Sales deductions	Q4 2025	Q4 2024
Sales returns	30,274,130	39,703,708
Total	30,274,130	39,703,708
3. Net sales	Q4 2025	Q4 2024
Revenue from medical examinations and treatments	168,190,734,819	157,390,797,974
Revenue from drug sales	55,965,679,438	54,371,140,360
Other revenues	505,334,194	238,634,266
Total	224,661,748,451	212,000,572,600
4. Cost of goods sold	Q4 2025	Q4 2024
Cost of medical examination and treatment services	126,861,365,108	114,236,916,048
Cost of drug sales	48,671,209,147	46,703,109,403
Cost of other activities	168,550,000	1,280,874,532
Total	175,701,124,255	162,220,899,983
5. Financial income	Q4 2025	Q4 2024
Interest income from deposits	3,079,126,140	1,846,104,522
Unrealised foreign exchange gains	20,863,228	(12,599,202)
Total	3,099,989,368	1,833,505,320

NOTES TO THE FINANCIAL STATEMENTS

Q4 2025

Unit: VND

6. Selling expenses and General and administration expenses	Q4 2025	Q4 2024
a. Selling expenses		
Salaries	1,465,324,393	1,893,941,950
Materials and packaging	293,772,137	257,709,982
Tools and supplies	1,662,499	6,646,110
Depreciation	3,065,970	3,065,970
Services bought from outsiders	1,528,182,089	1,512,296,615
Other expenses	184,909,173	420,491,317
Total	3,476,916,261	4,094,151,944
b. General and administration expenses		
Salaries	11,764,765,508	10,768,146,171
Materials and packaging	190,237,631	171,847,475
Tools and supplies	427,917,828	430,429,447
Depreciation	1,571,696,713	1,558,719,830
Taxes, fees and duties	(103,545,000)	517,725,000
Services bought from outsiders	3,907,726,855	3,360,222,285
Other expenses	1,610,893,149	1,622,456,181
Total	19,625,827,819	18,479,918,148
7. Other income	Q4 2025	Q4 2024
Disposal and sale of fixed assets	7,000,000	1,700,000
Handling of surplus materials after inventory.	103,858	13,154,785
Income from leasing shops, convenience store premises, halls, etc.	636,583,507	711,370,546
Other income	821,813,552	112,053,099
Total	1,465,500,917	838,278,430
8. Other expenses	Q4 2025	Q4 2024
Net book value of fixed assets and disposal, sale of fixed assets	-	154,931,712
Liquidation of damaged and expired drugs and materials	62,447,231	-
Handling of material shortages after inventory	341,343	15,640,089
Fine amount	97,236,781	37,150,338
Other expenses	792,906,747	169,004,687
Total	952,932,102	376,726,826
9. Costs of production and doing business by factors	Q4 2025	Q4 2024
Raw materials	121,215,199,096	110,865,793,221
Labour cost	51,373,753,577	49,438,467,096
Depreciation and amortization	5,347,834,710	4,881,035,577
Services bought from outsiders	10,919,313,169	9,337,027,301
Other expenses	9,947,767,783	10,272,646,880
Total	198,803,868,335	184,794,970,075

NOTES TO THE FINANCIAL STATEMENTS

Q4 2025

Unit: VND

10. Current corporate income tax	Q4 2025	Q4 2024
1. Corporate income tax liabilities calculated on taxable income of current year	3,841,103,122	3,388,325,231
2. Total Current corporate income tax	3,841,103,122	3,388,325,231
11. Earning per share	Q4 2025	Q4 2024
Accounting profit after corporate income tax	25,629,335,177	26,112,334,218
Increase or decrease adjustments	(1,797,656,066)	(1,815,044,032)
- Bonus, welfare and other funds	(1,797,656,066)	(1,815,044,032)
Profit or loss attributable to ordinary equity holders	23,831,679,111	24,297,290,186
Average ordinary shares outstanding during the period	15,552,000	15,552,000
Earnings per share	1,532	1,562
12. Diluted earning per share	Q4 2025	Q4 2024
Profit or loss allocated to shareholders owning ordinary shares	23,831,679,111	24,297,290,186
Profit or loss allocated to shareholders owning ordinary shares after adjusting dilution factors	23,831,679,111	24,297,290,186
Average outstanding ordinary shares in the year	15,552,000	15,552,000
Average outstanding ordinary shares in the year after adjusting dilution factors	15,552,000	15,552,000
Diluted earnings per share	1,532	1,562

VII. OBJECTIVES AND FINANCIAL RISKS MANAGEMENT POLICIES

Major risk of financial instruments include market risk, credit risk and liquidity risk.

The Board of Management considers the application of management policies for the above risks as follows:

1. Market Risk

Market risk is the risk that the fair value of future cash flows of a financial instrument will fluctuate due to changes in market prices. There are three market risks: interest rate risk, foreign exchange risk and other price risks, for example risk of stock price. Financial instruments affected by market risk include deposits and investments held-to-maturity.

The following sensibility analysis relates to the financial position of the Company as at December 31, 2025, and December 31, 2024.

The sensitivity analysis has been prepared on the basis that the amount of net debt, the ratio of fixed to floating interest rates of the debt and the proportion of financial instruments in foreign currencies are all constant.

When calculating the sensibility analysis, the Board of General Directors assumes that the sensibility of available-for-sale liability in the balance sheet and related items in the income statement is affected by changes in the assumption of corresponding market risks. This analysis is based on the financial assets and liabilities that the Company held as at December 31, 2025 and December 31, 2024.

1.1. Interest rate risk

Interest rate risk is the risk that the fair value or future cash flows of a financial instrument will fluctuate due to the changes in market prices. Market risks due to change in interest rate of the Company mainly relate to: borrowings and liabilities, cash and short-term deposits.

The Company manages the interest rate risk by analyzing the competition status in the market in order to apply the interest rate that brings benefits to the Company and still in the limit of its risk management.

NOTES TO THE FINANCIAL STATEMENTS

Q4 2025

Unit: VND

Sensibility to interest rate

The sensitivity of the Company's cash and short-term deposits to changes that may occur at reasonable level in the interest rate is illustrated as follows:

Assuming other variables remain unchanged, the fluctuations in interest rates on cash and short-term deposits with floating interest rates makes impact on the the Company's profit before tax as follows:

Sensibility to interest rate

	Increase (+)/ decrease (-) of basis points	Influences on profit before tax
Year 2025		
VND	+100	2,120,317,476
VND	-100	(2,120,317,476)
USD	+100	24,735,857
USD	-100	(24,735,857)
EUR	+100	6,890,056
EUR	-100	(6,890,056)
Year 2024		
VND	100	1,708,555,656
VND	-100	(1,708,555,656)
USD	100	23,955,672
USD	-100	(23,955,672)
EUR	+100	5,906,840
EUR	-100	(5,906,840)

Increase/decrease of basic points being used to analyze the sensibility to the interest rate is assumed on the basis of observable conditions of current market. These conditions show that the fluctuation is insignificantly greater than prior periods.

1.2. Foreign exchange risk

Foreign exchange risk is the risk that the fair value of future cash flows of a financial instrument will fluctuate due to the changes in exchange rate. The Company bears risks due to changes in the exchange rate of the currencies other than VND related directly to the Company's business.

The Company manages foreign exchange risk by considering current and expected market status when it outlines plans for future transactions in foreign currencies. The Company does not use any derivative instruments to prevent foreign exchange risks.

Sensibility to interest rate

The Company does not analyze the sensibility to the foreign currencies since change in the foreign currencies at the reporting date is insignificant.

2. Credit risk

Credit risk is the risk due to the uncertainty in a counterparty's ability to meet its obligations causing the financial loss. The Company bears credit risks from production and doing business activities (mainly trade receivables) and from its financial activities including deposits, foreign exchange transactions and other financial instruments.

Trade receivables

The Company minimizes the credit risk by only doing business with entities who have good financial capacity and closely keeping track of the liabilities to speed up the recovery of debts. On the basis of this method and receivables related to different customers, the credit risk does not concentrate on a certain customer.

NOTES TO THE FINANCIAL STATEMENTS

Q4 2025

Unit: VND

Deposit

The Company mainly maintains deposits in big and prestigious banks in Vietnam. The Company realized that the concentration level of credit exposure to deposits is low.

The Company's Board of Management assesses that most of the financial assets are current and not impaired because these financial assets are related to receivables from reputable and solvent customers, except for overdue and/or impaired receivables presented in the following table:

2. Credit risk (cont.)

	Not overdue		Overdue	
	Not impaired	Impaired	Not impaired	Impaired
Dec. 31, 2025				
Under 90 days	2,417,995,480	-	-	-
91-180 days	-	-	-	-
>181 days	-	-	-	1,582,113,163
Total net value	2,417,995,480	-	-	1,582,113,163
Provision for devaluation	-	-	-	(1,572,068,509)
Net value	2,417,995,480	-	-	10,044,654
Dec. 31, 2024				
Under 90 days	2,720,295,798	-	-	-
91-180 days	-	-	-	-
>181 days	-	-	-	1,366,305,133
Total net value	2,720,295,798	-	-	1,366,305,133
Provision for devaluation	-	-	-	(1,315,933,374)
Net value	2,720,295,798	-	-	50,371,759

3. Liquidity risk

Liquidity risk is the risk that arises from the difficulty in fulfilling financial obligations due to lack of capital. The liquidity risk of the Company mainly arises from difference of maturity of the financial assets and liabilities.

The Company supervises liquidity risk by maintaining an amount of cash, cash equivalents and borrowings from banks at the level that the Board of Management considers sufficient to satisfy the Company's activities and minimize the influence of changes in cash flows.

The following table summarizes liquidity deadline of the Company's financial liabilities on the basis of estimated payments in accordance with contract which are not discounted:

Dec. 31, 2025	Under 1 year	From 1-5 years	Over 5 years	Total
Trade payables	57,041,183,905	-	-	57,041,183,905
Other payables and accrued expenses	2,523,835,641	-	-	2,523,835,641
Total	59,565,019,546	-	-	59,565,019,546
Dec. 31, 2024	Under 1 year	From 1-5 years	Over 5 years	Total
Trade payables	43,147,713,160	-	-	43,147,713,160
Other payables and accrued expenses	3,527,369,273	-	-	3,527,369,273
Total	46,675,082,433	-	-	46,675,082,433

The company has adequate access to capital and debts due within 12 months will be paid on time.

NOTES TO THE FINANCIAL STATEMENTS

Q4 2025

Unit: VND

VIII. FINANCIAL ASSETS AND LIABILITIES

See Page 31.

The fair value of financial assets and financial liabilities is stated at the value that the financial instruments are convertible in present transaction among partners, except for compulsory sale or disposal.

The Company uses the following methods and assumptions to estimate the fair value:

The fair value of cash on hand and short-term deposits, trade receivables, trade payables and other short-term liabilities is equivalent to the book value of these items because these instruments are in short-term.

Except for the above-mentioned items, the fair value of financial assets and financial liabilities has not been valued and determined officially as at December 31, 2025, and December 31, 2024. However, the Board of Management has assessed that the fair value of financial assets and liabilities is not significantly different from the book value at the fiscal year end.

IX. ADDITIONAL INFORMATION FOR ITEMS IN THE CASH FLOW STATEMENT: Not applicable.**X. OTHER INFORMATION****1. Contingent liabilities, commitments and other information**

The Company signed the land lease contract No. 6389/HD-TNMT-QHSDD dated August 8, 2008, with the People's Committee of Ho Chi Minh City for a land area of 5,000 square meters located on Nguyen Dong Chi Street, Tan My Ward, Ho Chi Minh City. The lease term is until May 2, 2053. The annual land rental payment is made according to the regulated unit price.

2. Subsequent events

There are no significant events occurring since the end of the first six-month accounting period 2025 that require adjustments or notes in the financial statements.

3. Related parties transactions

Related parties to the Company include: key management members, individuals related to key management members and other related parties.

- During the period, the Company did not generate sales transactions and provide services, nor did not have other transactions with key management members and individuals related to these management members.

- As at December 31, 2025, the Company has no debt with key management members and individuals related to these members.

- The income of the Board of Directors and the Board of Management is the total income including salary, bonus, allowance from the management position and achievements from directly participating in medical examination and treatment activities, details as follows:

	Position	Q4 2025	Q4 2024
Salary and bonus of the Board of Directors		689,558,187	851,609,469
<i>Dr. Nguyen Ngoc Chieu, MD, PhD</i>	<i>Chairman</i>	<i>371,609,469</i>	<i>371,609,469</i>
<i>Dr. Chu Trong Hiep, MD, PhD</i>	<i>Member</i>	<i>92,307,692</i>	<i>120,000,000</i>
<i>Pham Anh Dung, MBA</i>	<i>Member</i>	<i>66,666,667</i>	<i>120,000,000</i>
<i>Dr. Pham Bich Xuan, Specialist Level 1</i>	<i>Member</i>	<i>66,666,667</i>	<i>120,000,000</i>
<i>Dr. Phan Kim Phuong, MSc</i>	<i>Member</i>	<i>92,307,692</i>	<i>120,000,000</i>

NOTES TO THE FINANCIAL STATEMENTS

Q4 2025

Unit: VND

Salary and bonus of the Board of Supervisors		140,990,000	189,000,000
Nguyen Duc Tuan, BA	Chief Supervisor (Appointed on Apr. 25, 2025)	81,705,147	-
Ms. Bui Thuy Kieu	Member	50,990,000	48,000,000
Dr. Le Thi Huyen Trang	Member	45,000,000	45,000,000
Vuong Thi Quynh Anh, BA	Chief Supervisor (end of term on Apr. 25, 2025)	-	51,000,000
Salary and bonus of Board of Management		6,366,403,169	6,014,851,311
Dr. Do Van Buu Dan, Specialist Level 1	General Director	721,799,044	637,961,031
Dr. Ton That Minh, MD, PhD	Hospital Director	1,276,727,469	1,319,552,396
Dr. Chu Trong Hiep, MD, PhD	Director of Cardiac Surgery	782,279,018	774,986,539
Dr. Dinh Duc Huy, MD, PhD	Director of Internal Cardiology	688,580,953	627,887,644
Assoc. Prof. Dr. Nguyen Thi Bich Dao, MD, PhD	Deputy Director of Endocrinology and Nutrition	311,110,935	291,982,017
Dr. Nguyen Huynh Khuong, MSc	Deputy Director of Interventional Cardiology	492,368,503	552,135,994
Dr. Ly Huy Khanh, Specialist Level 2	Deputy Director of General Planning	262,125,687	250,633,579
Dr. Ngo Thi Kim Anh, MSc	Deputy Director of Outpatient Examination and Treatment	265,688,880	296,303,590
Dr. Thai Minh Thien, Specialist Level 2	Deputy Director of Emergency and Cardiovascular Intensive Care	421,741,588	384,522,418
Nguyen Ngoc An Khoi, BA	Deputy Director of Brand Development	210,959,953	200,475,435
Nguyen Ngoc Nhu Anh, BA	Deputy Director of Administration (appointed on May 16, 2024)	181,613,977	170,205,659
Tran Thi Thanh Nhan, BA	Deputy Director of Management - Human Resources Organization	214,165,353	202,977,435
Nguyen Van Chung	Deputy Director of Information Technology (appointed on October 15, 2025)	213,914,231	-
Phan Thi Thanh Nga, MBA	Chief Financial Officer and concurrently Chief Accountant	323,327,579	305,227,576

4. Presentation of segment asset, revenue and operating result

The Board of Management of the Company defines that the issuing managerial decisions of the Company are mainly based on types of products, services that the Company provides, not on the geographical region where the Company provides its products, services. Therefore, the major report is by business sector.

4.1. Major segment reporting: by business sector

The Company reports its activities by business segments: the pharmaceutical sales segment, the medical examination and treatment services segment, and other segments. The Company analyzes revenue and cost of goods sold by business segment as follows:

NOTES TO THE FINANCIAL STATEMENTS

Q4 2025

Unit: VND

a. Segment report by business sector for Q4 2025

	Segment of Medical examinations and treatments	Segment of drug sales	Total
Net revenue	168,696,069,013	55,965,679,438	224,661,748,451
Cost of goods sold	127,029,915,108	48,671,209,147	175,701,124,255
Gross profit	41,666,153,905	7,294,470,291	48,960,624,196

b. Segment report by business sector for Q4 2024

	Segment of Medical examinations and treatments	Segment of drug sales	Total
Net revenue	157,629,432,240	54,371,140,360	212,000,572,600
Cost of goods sold	115,517,790,580	46,703,109,403	162,220,899,983
Gross profit	42,111,641,660	7,668,030,957	49,779,672,617

4.2. Minor segment reporting by: geographical region

The Company operates solely at its headquarters located in Ho Chi Minh City and has no branches. Therefore, the Company does not present notes for segment reporting by geographical region.

5. Information on going-concern operation: The Company will continue its operation in the future.

HCM City, January 17, 2026

PREPARED BY - THE CHIEF ACCOUNTANT



Phan Thi Thanh Nga, MBA

GENERAL DIRECTOR



Dr. Đỗ Văn Bui Dan, Specialist Level 1

NOTES TO THE FINANCIAL STATEMENTS

Q4 2025

Unit: VND

V. 6. Overdue debts with provisions

	Dec. 31, 2025			Jan. 01, 2025		
	Original cost	Provision amount	Overdue time	Original cost	Provision amount	Overdue time
Other customers						
Short-term receivables	1,777,831,884	1,572,068,509		1,366,305,133	1,315,933,374	
Dang Van Van	110,539,626	110,539,626	Over 3 years	110,539,626	110,539,626	Over 3 years
Dum Nan	262,697,893	262,697,893	Over 3 years	262,697,893	262,697,893	Over 3 years
Nguyen Ngoc Khanh Linh	198,304,565	198,304,565	Over 3 years	198,304,565	198,304,565	Over 3 years
Nguyen Cao Bach	297,349,715	297,349,715	Over 3 years	297,349,715	297,349,715	Over 3 years
Van Thi Hong Tam	129,525,751	129,525,751	Over 3 years	129,525,751	129,525,751	Over 3 years
Nguyen Thi Hoang My	100,743,518	100,743,518	Over 3 years	100,743,518	50,371,759	Over 1 year
David Alan Cross	391,437,443	195,718,722	Over 1 year			
Ho Minh Duong	20,089,308	10,044,654	Over 1 year			
Other overdue receivables	267,144,065	267,144,065	Over 3 years	267,144,065	267,144,065	Over 3 years
Total	1,777,831,884	1,572,068,509		1,366,305,133	1,315,933,374	

NOTES TO THE FINANCIAL STATEMENTS

Q4 2025

Unit: VND

V8. Tangible fixed assets

Items	Buildings & structures	Machinery & equipment	Transportation & facilities	Office equipment	Others	Total
Original cost						
Opening balance	140,870,891,435	242,270,065,776	7,317,333,068	2,352,866,014	551,740,761	393,362,897,054
<i>New purchases</i>	-	29,336,493,636	-	317,500,000	368,000,000	30,021,993,636
<i>Disposal, sale</i>	-	(17,626,971,524)	-	-	(39,900,000)	(17,666,871,524)
<i>Increase, decrease due to asset reclassification</i>	470,700,000	(470,700,000)	-	-	-	-
Closing balance	141,341,591,435	253,508,887,888	7,317,333,068	2,670,366,014	879,840,761	405,718,019,166
Accumulated depreciation						
Opening balance	74,449,116,056	171,289,460,300	4,818,777,627	1,571,443,338	530,404,773	252,659,202,094
<i>Charge for the period</i>	4,649,372,280	14,717,116,237	563,836,065	237,583,506	269,939,573	20,437,847,661
<i>Disposal, sale</i>	-	(17,528,421,357)	-	-	(39,900,000)	(17,568,321,357)
<i>Increase, decrease due to asset reclassification</i>	23,535,000	(23,535,000)	-	-	-	-
Closing balance	79,122,023,336	168,454,620,180	5,382,613,692	1,809,026,844	760,444,346	255,528,728,398
Net book value						
Opening balance	66,421,775,379	70,980,605,476	2,498,555,441	781,422,676	21,335,988	140,703,694,960
Closing balance	62,219,568,099	85,054,267,708	1,934,719,376	861,339,170	119,396,415	150,189,290,768

* Ending net book value of tangible fixed assets pledged/mortgaged as loan security: Not incurred.

* Ending original costs of tangible fixed assets-fully depreciated but still in use: VND 89,794,783,725.

* Ending original costs of tangible fixed assets-waiting to be disposed: Not incurred.

* Commitments on tangible fixed assets acquisitions, sales of large value: Not incurred.

* Other changes in tangible fixed assets: Not incurred.

NOTES TO THE FINANCIAL STATEMENTS

Q4 2025

Unit: VND

V.16. Owners' equity

a. Comparison schedule for changes in Owner's Equity

Items	Owners' paid-in capital	Share premium	Investment and Development Fund	Other funds	Undistributed earnings	Total
Balance as at Jan. 01, 2024	155,520,000,000	1,407,488,000	16,603,467,737	1,845,698,259	127,269,610,262	302,646,264,258
Profit	-	-	-	-	84,280,652,613	84,280,652,613
Appropriation to funds	-	-	-	3,034,103,494	(6,534,103,494)	(3,500,000,000)
Dividends distributed	-	-	-	-	(54,022,736,000)	(54,022,736,000)
Other reduction	-	-	-	(3,024,677,875)	(2,262,076,576)	(5,286,754,451)
Balance as at Dec. 31, 2024	155,520,000,000	1,407,488,000	16,603,467,737	1,855,123,878	148,731,346,805	324,117,426,420
Balance as at Jan. 01, 2025	155,520,000,000	1,407,488,000	16,603,467,737	1,855,123,878	148,731,346,805	324,117,426,420
Profit	-	-	-	-	95,735,394,301	95,735,394,301
Appropriation to funds	-	-	-	3,446,474,195	(6,946,474,195)	(3,500,000,000)
Dividends distributed (*)	-	-	-	-	(54,022,736,000)	(54,022,736,000)
Other reduction (*)	-	-	-	(2,662,897,435)	-	(2,662,897,435)
Balance as at Dec. 31, 2025	155,520,000,000	1,407,488,000	16,603,467,737	2,638,700,638	183,497,530,911	359,667,187,286

Year 2025

- Appropriation to funds

+ Provisional allocation to the operating fund of the Board of Directors and the Board of Supervisors for 2025.

3,446,474,195

+ Provisional allocation to the bonus and welfare fund for 2025 according to the profit distribution plan

3,500,000,000

6,946,474,195**- Dividend distribution**

+ Distribution of the second dividend payment for 2024 according to Resolution No. VII.05/NQ-BOD dated December 26, 2024

16,370,526,000

+ Distribution of the third dividend payment for 2024 according to Resolution No. 01.2025/NQ-GMS dated April 25, 2025

21,281,684,000

+ First Interim Dividend for 2025 Based on Resolution No. VII.08.01/NQ-HDQT dated July 15, 2025

16,370,526,000

54,022,736,000

NOTES TO THE FINANCIAL STATEMENTS

Q4 2025

Unit: VND

VIII. FINANCIAL ASSETS AND LIABILITIES

The following table specifies book value and fair value of the financial instruments presented in the financial statements.

	Book value				Fair value	
	Dec. 31, 2025		Dec. 31, 2024		Dec. 31, 2025	Dec. 31, 2024
	Amount	Provision	Amount	Provision	Amount	Provision
Financial assets						
- Trade receivables	4,000,108,643	(1,572,068,509)	4,086,600,931	(1,315,933,374)	2,428,040,134	3,719,883,542
- Other receivables	9,509,290,393	-	11,182,729,220	-	9,509,290,393	11,182,729,220
- Cash and Cash equivalents	57,623,533,672	-	76,764,812,048	-	57,623,533,672	76,764,812,048
- Held-to-maturity investments	157,570,805,331	-	97,077,004,732	-	157,570,805,331	97,077,004,732
TOTAL	228,703,738,039	(1,572,068,509)	189,111,146,931	(1,315,933,374)	227,131,669,530	188,744,429,542
Financial liabilities						
- Trade payables	57,041,183,905	-	43,147,713,160	-	57,041,183,905	43,147,713,160
- Other payables and accrued expenses	2,523,835,641	-	3,527,369,273	-	2,523,835,641	3,527,369,273
TOTAL	59,565,019,546	-	46,675,082,433	-	59,565,019,546	46,675,082,433