

Number: *287* /CBTT - HLC

Quang Ninh, January 19, 2026

PERIODIC DISCLOSURE OF FINANCIAL STATEMENTS

To:

- The State Securities Commission;
- Hanoi Stock Exchange;
- Shareholders of the Company.

In accordance with the provisions of Clause 3, Article 14 of Circular No. 96/2020/TT-BTC dated November 16, 2020 of the Ministry of Finance guiding information disclosure on the securities market, Ha Lam Coal Joint Stock Company – Vinacomin hereby discloses the Quarter 4, 2025 Financial Statements to the State Securities Commission, the Hanoi Stock Exchange, and the esteemed shareholders of the Company as follows:

1. Name of organization: VINACOMIN - HA LAM COAL JOINT STOCK COMPANY

- Stock code: HLC

- Head office address: No. 1, Tan Lap Street, Ha Lam Ward, Ha Long City, Quang Ninh Province.

- Phone: 0333.825339 Fax: 0333.821203

- Email:....

Website: <https://halamcoal.com.vn/>

2. Contents of information disclosed

- Quarter IV 2025 Financial Statements:

☒ Separate financial statements (TCNY does not have subsidiaries and superior accounting units have affiliated units);

☐ Consolidated financial statements (TCNY has subsidiaries);

☐ General financial statements (TCNY has an accounting unit under the organization of its own accounting apparatus).

- Cases subject to explanation of causes:

+ The auditing organization gives an opinion that is not a fully accepted opinion on the financial statements (for reviewed/audited financial statements):

☐ Yes

No ☒

Written explanation in case of accumulation:

☐ Yes

No ☐

+ Profit after tax in the reporting period has a difference of 5% or more between before and after audit, turning from loss to profit or vice versa:

☐ Yes

No ☒

Written explanation in case of accumulation:

☐ Yes

No ☐

+ Profit after corporate income in the statement of business results of the reporting period changes by 10% or more compared to the report of the same period of the previous year:

☒ Yes

No ☐

Written explanation in case of accumulation:

☒ Yes

No ☐

+ Profit after tax in the reporting period suffers a loss, transferred from profit in the same reporting period of the previous year to loss in this period or vice versa:

☒ Yes

No ☐

Written explanation in case of accumulation:

☒ Yes

No ☐

This information is also posted on the Company's website:
<https://halamcoal.com.vn/...>

3. Report on transactions with a value equal to or greater than 35% of total assets in Quarter IV, 2025: None.

We would like to commit that the information published above is true and fully responsible before the law for the content of the disclosed information.

Recipient:

- As addressed;
- Board of Directors, Supervisory Board, Management Board (e-copy, for information);
- Accounting - Statistics - Finance Department (e-copy, for processing);
- Mechanical-Electrical - Transportation Department (e-copy, for information disclosure);
- Office Archive, Authorized Person for Information Disclosure (M3).

Authorized Person for Information Disclosure



Lieu Hong Minh

Attachments:

- Financial Statements for Quarter IV, 2025;
- Written Explanation.

BALANCE SHEET

As at 31 December 2025

Unit: VND

ASSETS	Codes	Notes	31/12/2025	01/01/2025
CURRENT ASSETS	100		696 973 606 251	601 598 180 952
Cash	110		9 137 100 384	14 781 126 080
Cash	111	V.1	9 137 100 384	14 781 126 080
Cash equivalents	112			
Short-term receivables	130		79 788 629 662	334 228 276 904
Short-term trade receivables	131	V.3	70 940 986 389	324 756 659 805
Short-term advances to suppliers	132		8 808 752 120	9 455 156 706
Short-term loan receivables	135			
Other short-term receivables	136	V.4	38 891 153	16 460 393
Provision for doubtful short-term debts (*)	137			
Shortage of assets awaiting resolution	139			
Inventories	140	V.7	581 548 142 695	252 588 777 968
Inventories	141		581 548 142 695	252 588 777 968
Provision for devaluation of inventories (*)	149			
Other short-term assets	150		26 499 733 510	
Short-term prepayments	151	V.13		
VAT deductibles	152		9 277 017 853	
Taxes and receivables from the State budget	153	V.19	17 222 715 657	
NON-CURRENT ASSETS	200		917 371 771 429	1 017 382 417 348
Long-term receivables	210		17 951 811 061	35 432 636 977
Long-term trade receivables	211	V.3		
Other long-term receivables	212			
Other long-term receivables	216	V.4	17 951 811 061	35 432 636 977
Provision for doubtful long-term debts (*)	219			
Fixed assets	220		688 145 843 035	794 877 759 482
Tangible fixed assets	221	V.9	686 951 623 812	793 449 851 593
- Cost	222		5 977 411 755 491	5 897 652 015 811
- Accumulated depreciation (*)	223		- 5 290 460 131 679	- 5 104 202 164 218
Intangible fixed assets	227	V.10	1 194 219 223	1 427 907 889
- Cost	228		9 889 001 833	9 496 805 066
- Accumulated amortization (*)	229		- 8 694 782 610	- 8 068 897 177
Long-term qualifying assets	240	V.8	82 964 324 592	60 670 087 559
Work in progress	241			
Construction in progress	242		82 964 324 592	60 670 087 559
Other non-current assets	260		128 309 792 741	126 401 933 330
Long-term prepayments	261	V.13	128 309 792 741	115 684 751 584
Deferred tax assets	262			10 717 181 746
Other non-current assets	268			
TOTAL ASSETS	270		1 614 345 377 680	1 618 980 598 300

RESOURCES	Codes	Notes	31/12/2025	01/01/2025
LIABILITIES	300		1 180 458 353 787	1 192 483 443 650
Current liabilities	310		981 359 751 812	1 005 037 926 300
Short-term trade payables	311	V.16	213 857 028 205	273 995 043 760
Short-term advances from customers	312			6 156 260 000
Taxes and amounts payable to State budget	313	V.19	35 065 811 514	55 272 927 149
Payables to employees	314		164 388 707 315	160 264 879 735
Short-term accrued expenses	315	V.20	1 169 850 169	1 071 605 196
Short-term internal payables	316			
Other short-term payables	319	V.21	7 669 167 289	7 040 701 512
Short-term loans and finance leases	320	V.15	498 510 484 528	453 909 842 792
Provision for short-term payables	321	V.23		
Bonus and welfare funds	322		60 698 702 792	47 326 666 156
Long-term liabilities	330		199 098 601 975	187 445 517 350
Long-term trade payables	331	V.16		
Long-term advances from customers	332			
Long-term accrued expenses	333	V.20		
Other long-term payables	337	V.21		
Long-term loans and finance leases	338	V.15	199 098 601 975	187 445 517 350
Provision for long-term payables	342	V.23		
EQUITY	400		433 887 023 893	426 497 154 650
Equity	410	V.25	433 887 023 893	426 497 154 650
Contributed capital	411		254 151 990 000	254 151 990 000
- Ordinary shares with voting rights	411a		254 151 990 000	254 151 990 000
Other owner's capital	414			
Investment and development fund	418		87 054 578 274	73 894 565 692
Retained earnings	421		92 680 455 619	98 450 598 958
- Retained earnings brought forward	421a		10 717 181 746	10 717 181 746
- Retained earnings of the current year	421b		81 963 273 873	87 733 417 212
TOTAL RESOURCES	440		1 614 345 377 680	1 618 980 598 300

PREPARED BY



Doan Thi Hoa

CHIEF ACCOUNTANT



Vu Thi Minh Thanh

Prepared 19 January 2026

DIRECTOR




Vu Ngoc Thang

INCOME STATEMENT
Accumulated from 01/01/2025 to 31/12/2025

Unit: VND

Items	Codes	Notes	Quarter IV		Accumulated	
			Current year	Prior year	Current year	Prior year
1. Revenues from goods sold and services rendered	01	VI.1	464 092 048 918	943 566 043 023	2 877 935 257 764	2 999 066 630 857
2. Less: Deductions	02					
3. Net revenues from goods sold and services rendered (10=01-02)	10		464 092 048 918	943 566 043 023	2 877 935 257 764	2 999 066 630 857
4. Cost of sales	11	VI.2	440 730 829 859	838 630 530 966	2 579 606 559 453	2 662 967 230 166
5. Gross profit from goods sold and services rendered (20=10-11)	20		23 361 219 059	104 935 512 057	298 328 698 311	336 099 400 691
6. Financial income	21	VI.3	565 406 136	1 124 269 602	688 736 917	1 196 952 857
7. Financial expenses	22	VI.4	7 308 109 343	7 849 489 820	25 753 937 964	35 406 072 658
Including: Interest expenses	23		7 308 109 343	7 849 489 820	25 753 937 964	35 406 072 658
8. Selling expenses	24	VI.7	921 091 720	1 267 072 464	3 823 118 649	3 817 704 197
9. General and administrative expenses	25	VI.7	51 691 104 447	56 583 821 056	169 970 640 765	156 953 364 048
10. Net operating profit [30=20+(21-22)-(24+25)]	30		- 35 993 680 315	40 359 398 319	99 469 737 850	141 119 212 645
11. Other income	31	VI.5	269 045 437	270 956 554	4 619 456 640	1 098 667 748
12. Other expenses	32	VI.6	144 631 390	- 1 112 884 488	623 223 686	24 692 438 239
13. Other profits (40=31-32)	40		124 414 047	1 383 841 042	3 996 232 954	- 23 593 770 491
14. Profits before tax (50=30+40)	50		- 35 869 266 268	41 743 239 361	103 465 970 804	117 525 442 154
15. Current income tax expense	51	VI.8	- 17 220 895 657	8 082 295 522	10 785 515 185	29 792 024 942
16. Deferred income tax expense	52		10 717 181 746		10 717 181 746	
17. Profit after corporate income tax (60=50-51-52)	60		- 29 365 552 357	33 660 943 839	81 963 273 873	87 733 417 212
18. Basic earnings per share (*)	70		- 1 155	1 324	3 225	3 452

Prepared 19 January 2026

PREPARED BY




Doan Thi Hoa

CHIEF ACCOUNTANT



Vu Thi Minh Thanh

DIRECTOR



Vu Ngoc Thang

CASH FLOW STATEMENT

Indirect method

Accumulated from 01/01/2025 to 31/12/2025

ITEMS	Codes	Accumulated from the beginning of the year to the end of the quarter	
		Current year	Prior year
1	2	4	5
I. CASH FLOW FROM OPERATING ACTIVITIES			
1. Loss before tax	01	103 465 970 804	117 525 442 154
2. Adjustments for:			
Depreciation and amortization	02	230 892 290 728	378 693 509 578
Provisions	03		- 366 933 000
Unrealized foreign exchange gain/ loss	04		
Gain/ loss from investing activities	05	- 4 568 736 917	- 1 196 952 857
Interest expense	06	25 753 937 964	35 406 072 658
Other adjustments	07		
3. Operating loss before changes in working capital	08	355 543 462 579	530 061 138 533
Increase in accounts receivables	09	240 554 399 222	477 222 819 286
Decrease/(Increase) in inventories	10	- 328 959 364 727	- 105 628 607 670
Increase in accounts payables (excluding interest expenses, corporate income tax payables)	11	- 11 269 872 389	- 395 486 990 058
Increase in prepayments	12	- 12 625 041 157	885 594 595
Interest paid	14	- 25 811 442 073	- 35 605 482 324
Corporate income tax paid	15	- 36 090 526 364	- 30 587 980 008
Other cash inflows from operating activities	16	2 089 558 933	5 259 404 000
Other cash outflows from operating activities	17	- 42 509 207 562	- 37 150 416 448
Net cash flow from operating activities	20	140 921 966 462	408 969 479 906
II. CASH FLOWS FROM INVESTING ACTIVITIES			
1. Acquisition of fixed assets and other long-term assets	21	- 186 514 736 776	- 132 972 888 290
2. Proceeds from disposals of fixed assets and other long-term assets	22	3 880 000 000	
3. Cash recovered from investment in other entities	26		
4. Interest and dividend received	27	147 177 457	95 656 765
Net cash used in investing activities	30	- 182 487 559 319	- 132 877 231 525
III. CASH FLOW FROM FINANCING ACTIVITIES			
3. Proceeds from borrowings	33	902 769 214 699	1 089 422 635 300
4. Repayments of borrowings	34	- 846 515 488 338	- 1 337 592 283 993
6. Dividends paid	36	- 20 332 159 200	- 20 332 159 200
Net cash flow from financing activities	40	35 921 567 161	- 268 501 807 893
Net increase in cash and cash equivalents (50 = 20+30+40)	50	- 5 644 025 696	7 590 440 488
Cash and cash equivalents at the beginning of the year	60	14 781 126 080	7 190 685 592
Effects from changes of foreign exchange rate	61		
Cash and cash equivalents at the end of the year	70	9 137 100 384	14 781 126 080

PREPARED BY

Doan Thi Hoa

CHIEF ACCOUNTANT

Vu Thi Minh Thanh

Prepared 19 January 2026

DIRECTOR



Vu Ngoc Thang

NOTES TO FINANCIAL STATEMENTS

As at 31 December 2025

I. CHARACTERISTICS OF ENTERPRISE ACTIVITIES.

1. Capital ownership form

CVinacomin - Ha Lam Coal Joint Stock Company (Formerly TKV - Ha Lam Coal Joint Stock Company) is an enterprise equitized from a state-owned enterprise (Ha Lam Coal Company) according to Decision No. 3672/QĐ-BCN dated 18 December 2006 of the Ministry of Industry (now the Ministry of Industry and Trade). The Company is a member unit (subsidiary) of Vietnam National Coal and Mineral Industries Holding Corporation.

The Company was granted its initial business registration certificate as a joint stock company, No. 2203001252, by the Quang Ninh Department of Planning and Investment on 1 February 2008. Throughout its operation, changes regarding the Company's name, charter capital, and legal representatives have been certified through updated business registration certificates issued by the Quang Ninh Department of Planning and Investment.

Currently, the Company operates under its ninth revised business registration certificate, No. 5700101637,

2. Business field

The business field of the Company is Mineral Exploitation

3. Main business activities:

- Mining and collection of raw coal;
- Support activities for mining and other ore extraction;
- Installation of electrical systems;
- Construction of other civil engineering works;
- Repair of electrical equipment;
- Repair of other equipment;
- Installation of machinery and industrial equipment;
- Provision of other catering services;
- Short-term accommodation services;
- Mining and collection of lignite;
- Repair of machinery and equipment;
- Repair and maintenance of transportation vehicles...

II. ACCOUNTING PERIOD AND ACCOUNTING CURRENCY.

1. The fiscal year of the Company starts on 1 January and ends on 31 December each.

2. The accounting currency used for bookkeeping is the Vietnamese Dong (VND).

III. ACCOUNTING STANDARDS AND REGIME.

1. Accounting regime:

The Company applies the Vietnamese Accounting Standards (VAS) and the corporate accounting system promulgated under Circular No. 200/2014/TT-BTC dated 22 December 2014, by the Ministry of Finance, as amended and supplemented by Circular No. 53/2016/TT-BTC dated 21 March 2016. These circulars provide guidance on the corporate accounting regime.

2. Declaration of compliance with accounting standards and accounting system:

The Company has applied Vietnamese Accounting Standards and standard guidance documents issued by the government. Financial statements are prepared and presented in accordance with all provisions of each standard and circular guiding the implementation of standards and the currently applied accounting policy.

IV. APPLIED ACCOUNTING POLICIES

1. Principles for converting financial statements prepared in foreign currencies into Vietnamese Dong

2. Types of exchange rates applied in accounting

3. Principles for determining the effective interest rate used for discounting cash flows

4. Principles for recognizing cash and cash equivalents:

Economic transactions arising in foreign currency are converted into Vietnamese Dong at the exchange rate at the date of the transaction.

Balances of accounts in cash, cash equivalents and foreign currency debt at the end of the fiscal year are converted to VND at the average interbank exchange rate announced by the state at the end of the fiscal

Actual exchange rate differences arising during the period are transferred to revenue or financial expenses during the period.

5. Principles of accounting for financial investments

- a) Trading securities;
- b) Investments held to maturity;
- c) Loans;
- d) Investments in subsidiaries, joint ventures and associates;
- đ) Investments in capital instruments of other units;
- e) Accounting methods for other transactions related to financial investment.

6. Principles for accounts receivables

7. Principles for recording inventory

Inventories are recognized at cost, which includes purchase prices on invoices and directly attributable costs incurred to bring inventories to their present location and condition, or based on reasonable estimates by the Company. The Company applies the perpetual inventory method for accounting, and inventory valuation is determined using the specific identification method.

Finished goods and work-in-progress at the end of the period are measured based on the accounting regime applied to the Vietnam National Coal - Mineral Industries Group, issued under Decision No. 2917/QĐ-HĐQT dated 27 December 2006, by the Board of Directors of the Group.

The provision for inventory write-down at the year-end is the difference between the cost of inventories and their net realizable value, where the cost is higher.

8. Principles for recognition and depreciation of fixed assets:

Tangible fixed assets and intangible fixed assets are recognized at historical cost. During use, tangible fixed assets are recorded based on their original cost, accumulated depreciation, and net book value.

Depreciation is calculated using the straight-line method, in accordance with Circular No. 45/2013/TT-BTC

Estimated Depreciation Periods:

- Machinery and power equipment	6 - 20 years
- Operating machinery and equipment	2 - 20 years
- Measuring and laboratory instruments	2 - 10 years
- Vehicles and transportation equipment	6 - 30 years
- Management tools	3 - 10 years
- Buildings and architectural structures	5 - 50 years
- Perennial trees and livestock	2 - 40 years
- Other tangible fixed assets not classified in the above categories	4 - 25 years
- Other intangible fixed assets	2 - 20 years

9. Principles for accounting for business cooperation contracts (BCCs)

10. Principles for accounting for deferred income tax

11. Principles for accounting for prepaid expenses

Prepaid expenses include tools and instruments, data usage costs, survey result information costs, major repair costs for fixed assets, mineral exploitation licensing fees, and other prepaid expenses. These expenses are gradually allocated to production and business costs over a reasonable period starting from the time they are incurred.

12. Principles for accounting for liabilities

Liabilities presented in the financial statements reflect the book value payable to the Company's suppliers and other creditors, detailed by each payee. As of the reporting date:

- Liabilities with a payment term of up to 1 year (or within an operating cycle) are classified as current
- Liabilities with a payment term of over 1 year (or exceeding an operating cycle) are classified as non-current liabilities;

13. Principles for recording loans and financial lease liabilities

14. Principles for recognizing and capitalizing borrowing costs

Borrowing costs include interest expenses on borrowings and other costs incurred in connection with loan arrangements. These costs are recognized as financial expenses during the period unless they are capitalized as part of the cost of assets that are directly attributable to the acquisition, construction, or production of

Capitalization of borrowing costs is suspended during periods when the acquisition, construction, or production of a qualifying asset is interrupted, unless the interruption is necessary. Capitalization ceases when the essential activities required to prepare the asset for its intended use or sale are substantially complete. Subsequent borrowing costs are recognized as financial expenses in the period. Borrowing costs capitalized during the financial period must not exceed the total borrowing costs incurred during the same period. Interest expenses and the allocation of discounts or premiums capitalized in each period must not exceed the actual borrowing interest and the allocated discount or premium incurred during that financial period.

15. Principles for recognizing accrued expenses

Accrued expenses include the value of expenses that have been recognized in the business operation costs during the financial period but have not yet been incurred by the end of the financial period. When these expenses are actually incurred, any difference from the amounts previously accrued is adjusted by recording additional or reduced expenses to reflect the variance.

16. Principles and methods for recognizing provisions

The recognized value of a provision is the best reasonable estimate of the amount required to settle the current obligation as of the end of the annual or interim accounting period.

17. Principles for recognizing unearned revenue

18. Principles for recognizing convertible bonds\

19. Principles for recognizing equity

Owner's capital contributions are recognized based on the actual capital contributed by the owners.

Other owner's capital is recognized based on the value of additional business capital from the results of business operations.

Retained earnings represents the profit from the Company's operations after deducting adjustments for retrospective application of accounting policy changes and material error corrections from previous years.

Profit distribution is allocated to owners in accordance with the annual resolution of the General Meeting of

20. Principles and methods for recognizing revenue

Revenue is recognized when the outcome of the transaction can be reliably measured, and the Company is likely to derive economic benefits from the transaction:

- Sales revenue is recognized when the significant risks and rewards of ownership of the goods have been transferred to the buyer, and the goods have been delivered and accepted by the customer..

- Service revenue is recognized when the majority of risks and rewards have been transferred to the customer, the service has been rendered, and the customer has accepted the service.

- Financial income includes revenue generated from interest on deposits and other financial activities.

Interest income on deposits and loans is determined on an accrual basis, calculated based on the outstanding balances and applicable interest rates.

21. Principles of accounting for revenue deductions

22. Principles of accounting for cost of goods sold

The cost of goods sold is recognized in accordance with the revenue from sales and service provision, ensuring the principle of prudence.

The cost of goods sold includes the cost of coal production and business activities, the cost of service provision, and the reversal of the provision for inventory devaluation, which is recorded as a reduction in the cost of goods sold.

23. Principles of accounting for financial expenses

The Company's financial expenses include borrowing costs that are not capitalized as stipulated and incurred during the financial period.

24. Principles of accounting for selling and administrative expenses

25. Principles and methods for recognizing current income tax expenses and deferred income tax expenses

26. Other accounting principles and methods

V. ADDITIONAL INFORMATION TO ITEMS IN THE BALANCE SHEET

1. CASH	31/12/2025	01/01/2025
	VND	VND
Cash on hand	2 259 517 288	1 417 601 273
Cash in banks	6 877 583 096	13 363 524 807
Cash in transit		
Total:	9 137 100 384	14 781 126 080
2. FINANCIAL INVESTMENT		
3. TRADE RECEIVABLES		
<i>(Detailed in form 03-TM-TKV)</i>		
4. OTHER RECEIVABLES		
<i>(Detailed in form 04-TM-TKV)</i>		
5. SHORTAGE OF ASSETS WAITING RESOLUTION		
6. BAD DEBTS		
7. INVENTORIES	31/12/2025	01/01/2025
	VND	VND
Goods	591 625 582	273 806 974
Raw materials	50 238 427 159	49 253 674 351
Tools and supplies		
Work in progress	23 229 986 318	3 121 679 377
Finished goods	507 488 103 636	199 939 617 266
Provision for devaluation of inventories		
Goods in transit		
Goods in bonded warehouse		
Real estate properties held for sale		
Total:	581 548 142 695	252 588 777 968
8. LONG-TERM ASSETS IN PROGRESS		
a. Work in progress		
b. Construction in progress		
<i>(Detailed in form 08A; 08B-TM-TKV)</i>		
9. INCREASE OR DCREASE IN TANGIBLE FIXED ASSETS		
<i>(Detailed in form 09-TM-TKV)</i>		
10. INCREASE OR DCREASE IN INTANGIBLE FIXED ASSETS		
<i>(Detailed in form 10-TM-TKV)</i>		
11. INCREASE OR DCREASE IN FINANCE LEASE FIXED ASSETS		
12. INCREAE OR DECREASE IN INVESTMENT PROPERTIES		
13. PREPAID EXPENSES		
<i>(Detailed in form 13-TM-TKV)</i>		
14. OTHER ASSETS		

15. LOANS AND FINANCE LEASES		01/01/2025	Increase for the period		Decrease for the period		31/12/2025
	Value	Repayment capability				Value	Repayment capability
	VND	VND	VND	VND	VND	VND	VND
a. Short-term	389 815 322 792	389 815 322 792	776 135 399 221	667 440 237 485		498 510 484 528	498 510 484 528
Vietnam Joint Stock Commercial Bank for Industry and Trade - Quang Ninh Branch	223 297 648 927	223 297 648 927	364 155 584 423	361 031 461 842		226 421 771 508	226 421 771 508
Joint Stock Commercial Bank for Foreign Trade of Vietnam - Quang Ninh Branch	166 517 673 865	166 517 673 865	302 791 331 244	280 218 639 243		189 090 365 866	189 090 365 866
SHB Ha Long Bank							
Ngân hàng TMCP Quân đội - CN Quảng Ninh			33 076 002 673			33 076 002 673	33 076 002 673
Loc Phat Vietnam Commercial Joint Stock Bank			76 112 480 881	26 190 136 400		49 922 344 481	49 922 344 481
b. Long-term	251 540 037 350	251 540 037 350	126 633 815 478	179 075 250 853		199 098 601 975	199 098 601 975
Bank for Agriculture and Rural Development - Quang Ninh Branch			52 080 448 420	6 006 000 000		46 074 448 420	46 074 448 420
Vietnam Joint Stock Commercial Bank for Industry and Trade - Quang Ninh Branch	213 213 570 000	213 213 570 000	13 659 603 503	123 386 183 503		103 486 990 000	103 486 990 000
Joint Stock Commercial Bank for Foreign Trade of Vietnam - Quang Ninh Branch	32 937 267 350	32 937 267 350	41 995 906 043	43 087 267 350		31 845 906 043	31 845 906 043
Military Commercial Joint Stock Bank - Quang Ninh Branch	5 389 200 000	5 389 200 000	18 897 857 512	6 595 800 000		17 691 257 512	17 691 257 512
Reclassification of long-term							
c. Loans as at the reporting date	64 094 520 000	64 094 520 000					
Bank for Agriculture and Rural Development - Quang Ninh Branch							
Vietnam Joint Stock Commercial Bank for Industry and Trade - Quang Ninh Branch	47 885 720 000	47 885 720 000					
Joint Stock Commercial Bank for Foreign Trade of Vietnam - Quang Ninh Branch	15 380 000 000	15 380 000 000					
Military Commercial Joint Stock Bank - Quang Ninh Branch	828 800 000	828 800 000					
d. Balance as at the reporting date	641 355 360 142	641 355 360 142				697 609 086 503	697 609 086 503
d1 Short-term loans and finance leases (d1 = a + c)	453 909 842 792	453 909 842 792				498 510 484 528	498 510 484 528
d2 Long-term loans and finance leases (d2 = b - c)	187 445 517 350	187 445 517 350				199 098 601 975	199 098 601 975

16. TRADE PAYABLES

(Detailed in form 16-TM-TKV)

17. BONDS ISSUED

18. PREFERENCE SHARES CLASSIFIED AS LIABILITIES

19. TAXES AND OTHER PAYABLES TO THE GOVERNMENT

(Detailed in form 19-TM-TKV)

20. ACCRUED EXPENSES

	31/12/2025	01/01/2025
	VND	VND
Audit fees for financial statements	279 000 000	249 074 074
Interest payables	102 119 562	159 623 671
Trademark usage fees		
Testing and calibration fees for power supply equipment and main transportation in underground mines	233 916 060	
Wastewater environmental protection fee	77 143 104	124 949 711
Accrued major repair costs	191 360 000	
Allowance for meal rations	76 000 000	
Mineral extraction licensing fees		329 187 271
Electricity and water expenses	210 311 443	203 761 396
Other expenses		5 009 073
Total:	1 169 850 169	1 071 605 196

21. OTHER PAYABLES

	31/12/2025	01/01/2025
	VND	VND
a. Short-term	7 669 167 289	7 040 701 512
Union funds	363 782 054	867 121 510
Medical expenses	151 507 453	181 754 997
Support fund	1 212 829 540	775 380 820
Uncollected payments	4 862 090 274	4 372 283 777
Accident support fund	485 196 563	552 431 563
Life services department	403 742 553	210 026 953
Bid security	101 277 000	59 328 683
Other payables	88 741 852	22 373 209
b. Long-term		
Total:	7 669 167 289	7 040 701 512

22. UNEARNED REVENUES

23. PROVISION PAYABLES:

31/12/2025

01/01/2025

VND

VND

a. Short-term

b. Long-term

Cộng

DEFERRED TAX ASSETS AND DEFERRED TAX

24. LIABILITIES

31/12/2025

01/01/2025

VND

VND

Deferred income tax assets

10 717 181 746

The Corporate income tax rate for determining the amount of deferred tax assets

Deferred tax assets arising from deductible temporary differences

10 717 181 746

Amount offset to deferred income tax liabilities

01/01/2025
TY
AN
AL
COM
VN

25. OWNER'S EQUITY

a) Statement of changes in owner's equity

Unit: VND

	Contributed capital	Other capital	Development investment fund	Foreign exchange differences	Financial reserve fund	Retained earnings	Total
Previous closing balance	254 151 990 000		73 894 565 692			98 450 598 958	426 497 154 650
Increase in capital			13 160 012 582			81 963 273 873	95 123 286 455
Profit during the period						81 963 273 873	81 963 273 873
Other increase			13 160 012 582				13 160 012 582
Decrease in capital						87 733 417 212	87 733 417 212
Losses during the period							
Other decrease						87 733 417 212	87 733 417 212
Current closing balance	254 151 990 000		87 054 578 274			92 680 455 619	433 887 023 893

According to the Resolution of the General Meeting of Shareholders No. 01/NQ-DHDCDTN dated April 25, 2025, the Company announces the distribution of profits

	Rate	Amount (VND)
Profit after corporate income tax	100,00%	87 733 417 212
Appropriation for development investment fund	15,00%	13 160 012 582
Appropriation for the Bonus and Welfare Fund	61,45%	53 915 412 430
Appropriation for the Company's manager's bonus fund	0,37%	325 833 000
Dividend payment (Equal to 8% of charter capital)	23,18%	20 332 159 200

b) Contributed capital

	31/12/2025	01/01/2025
	VND	VND
Contributed capital of Government	188 594 246 000	188 594 246 000
Contributed capital of other entities	65 557 744 000	65 557 744 000
Total	254 151 990 000	254 151 990 000

c) Capital transactions with owners and distribution of dividends or profits:

d) Dividends:

e) Share:

f) Funds of enterprises:

- Investment and development fund
- Financial reserve funds
- Other funds

31/12/2025	01/01/2025
87 054 578 274	73 894 565 692

VI. ADDITIONAL INFORMATION TO ITEMS IN THE INCOME STATEMENT:

REVENUE FROM GOODS SOLD AND SERVICES		Year 2025	Year 2024
1. RENDERED:		VND	VND
Sales Revenue		2 849 731 203 145	2 968 208 287 602
Revenue from services		15 047 813 461	12 056 017 829
Other Revenue		13 156 241 158	18 802 325 426
Total:		2 877 935 257 764	2 999 066 630 857
2. COST OF SALES:		Year 2025	Year 2024
		VND	VND
Cost of Products Sold		2 553 118 478 807	2 633 328 352 612
Cost of services provided		13 452 510 616	10 954 477 756
Cost of other products		13 035 570 030	18 684 399 798
Total:		2 579 606 559 453	2 662 967 230 166
3. FINANCIAL OPERATING REVENUE:		Year 2025	Year 2024
		VND	VND
Interest on deposits, loans and		688 736 917	1 196 952 857
Total:		688 736 917	1 196 952 857
4. FINANCIAL COSTS:		Year 2025	Year 2024
		VND	VND
Loan interest including:		25 753 937 964	35 406 072 658
- Short term		11 128 208 404	11 413 153 055
- Long term		14 625 729 560	23 992 919 603
Other financial expenses			
Total:		25 753 937 964	35 406 072 658
5. OTHER INCOME:		Year 2025	Year 2024
		VND	VND
Disposal of Fixed Assets		3 880 000 000	
Penalty and Compensation Income		313 738 428	480 306 639
Medical examination and treatment for people with health		425 718 212	604 722 940
Other			13 638 169
Total:		4 619 456 640	1 098 667 748
6. OTHER EXPENSES		Year 2025	Year 2024
		VND	VND
Remaining value of fixed assets and costs of liquidation and sale of fixed assets			
Tax arrears		298 062 297	116 513 535
Regular medical examination and treatment		226 610 824	76 829 141
Adjustment of investment costs of the project Exploitation below -50 according to the conclusion of the State Audit			24 499 095 563
Other		98 550 565	
Total:		623 223 686	24 692 438 239

SELLING EXPENSES AND GENERAL AND			
7. ADMINISTRATIVE EXPENSES	Year 2025	Year 2024	
	VND	VND	
a) Selling expenses incurred in the period	3 823 118 649	3 817 704 197	
Outsourcing services	316 364	13 673 929	
Other expenses in cash	3 822 802 285	3 804 030 268	
b) General and administrative expenses incurred in the period	169 970 640 765	156 953 364 048	
Expenses for management staff	78 346 843 413	68 398 380 420	
- Salary	66 801 635 002	57 915 516 908	
- Social insurance, health insurance, residential area	7 005 029 211	5 844 790 192	
- Meal allowance	4 540 179 200	4 638 073 320	
Management materials	11 160 552 657	12 155 987 524	
Motivation costs	3 988 165 063	2 866 167 399	
Fixed asset depreciation expenses	5 302 951 097	5 863 879 306	
Taxes, fees and charges	4 000 000	4 000 000	
Outsourcing services	13 800 426 390	14 576 498 452	
Other expenses in cash	57 367 702 145	53 088 450 947	
c) Reductions in selling expenses, general and administrative expenses			
Total:	173 793 759 414	160 771 068 245	
8. CURRENT CORPORATE INCOME TAX EXPENSE	Year 2025	Year 2024	
	VND	VND	
a Corporate income tax expenses			
Accounting profit before corporate income tax (CIT)	103 465 970 804	117 525 442 154	
Amount of profit deducted in determining taxable income			
Non-deductible expenses and increased adjusted income when determining taxable income	3 994 164 851	31 389 052 558	
- Tax arrears	298 062 297	116 513 535	
- Expenses without invoices or supporting documents as required by regulations, and individual bonus payments without supporting non-cash payment documents of 5 million VND or more, amounting to 5 million VND or more.	3 230 491 989	117 442 742	
<i>Adjustment of investment costs for mining projects below -50 according to the conclusion of the State Audit Office of Vietnam</i>		30 741 035 481	
- Board of Directors - Board of Supervisory	348 960 000	377 600 000	
- Other expenses	116 650 565	36 460 800	
Adjustment of decrease	- 53 585 908 728		
- Difference in accounting costs and tax costs (Cost of granting mineral exploitation rights GP No. 2497/GP-BTNMT dated November 28, 2008	- 53 585 908 728		
Taxable income	53 874 226 927	148 914 494 712	
CIT rate	20%	20%	
Corporate income tax expense	10 774 845 385	29 782 898 942	
Adjustment of corporate income tax expense of prior years to this year's corporate income tax expense	10 669 800	9 126 000	
Total Current Corporate Income Tax Expenses	10 785 515 185	29 792 024 942	

b	Deferred corporate income tax expense	Year 2025	Year 2024
		VND	VND
	Deferred Tax Expense Arising from Taxable Temporary Differences		
	Deferred tax Expense Arising from Reversal of Deferred Tax Assets		
	Deferred Tax Income Arising from Deductible Temporary Differences	10 717 181 746	
	Total Deferred Income Tax Expenses	10 717 181 746	

571
ĐƠN
SỐ
IAN
VIN
/H

VII. OPERATING EXPENSE BY ELEMENT

Accumulated from 01/01/2025 to 31/12/2025

Unit: VND

No.	Expense Element	Total Amount	Coal production	Construction and installation	Other products	Service operations
A	B	1	2	3		4
1	Raw Material Expenses	807 242 743 234	799 221 334 998			8 021 408 236
	- Raw materials	657 081 462 532	655 711 158 932			1 370 303 600
	- Fuel	22 330 627 169	22 316 456 260			14 170 909
	- Power	127 830 653 533	121 193 719 806			6 636 933 727
2	Labor Expenses	1 022 530 421 674	1 017 407 323 432			5 123 098 242
	- Salary	883 166 462 434	879 245 816 212			3 920 646 222
	- Insurance (Social, Health, Unemployment)	92 238 278 441	92 238 278 441			
	- Meal allowances	47 125 680 799	45 923 228 779			1 202 452 020
3	Depreciation of Fixed Assets	230 892 290 728	230 892 290 728			
4	Outsourcing Services	266 232 274 981	266 229 621 251			2 653 730
5	Other Expenses	740 912 311 531	740 818 461 123			93 850 408
	TOTAL	3 067 810 042 148	3 054 569 031 532			13 241 010 616

VIII ADDITIONAL INFORMATION FOR ITEMS PRESENTED IN CASH FLOW STATEMENT:

IX OTHER INFORMATIONS :

- 1 Potential debts
- 2 Events after the reporting date
- 3 Related party disclosures
- 4 Presentation of assets, revenue, business results by division
- 5 Comparative information
- 6 Information about going concerns
- 7 Others

PREPARED BY



DOAN THI HOA


**CHIEF
ACCOUNTANT**



VU THI MINH THANH

Prepared 19 January 2026

DIRECTOR




VU NGOC THANG

SHORT-TERM RECEIVABLES FROM CUSTOMERS WITHIN TKV
As at 31 December 2025

Unit: VND

No.	Unit	Ending Balance	Beginning Balance
	Total	70 890 580 528	324 725 114 843
I	Parent Company		
II	Other Units	70 890 580 528	324 725 114 843
	Vinacomin - Cam Pha Port and Logistics Company		3 974 242 635
	Vinacomin - Nam Mau Coal Company	18,267,876	-
	Vinacomin - Hon Gai Coal Selection Company	70,282,130,823	320,390,156,719
	Vinacomin - Duong Huy Coal Company	11,132,730	-
	Vinacomin - Mong Duong Coal JSC	114,630,454	124,327,786
	Vinacomin - Hon Gai Coal Company	161,140,414	195,808,327
	Vinacomin - Nui Beo Coal JSC	297,986,119	-
	Vinacomin - Quang Ninh Coal Processing Company	-	7,340,039
	Vinacomin - Ha Long Coal Company	5,292,112	33,239,337

Prepared by



Doan Thi Hoa

Chief Accountant



Vu Thi Minh Thanh

Vietnam National Coal and Mineral Industries Holding Corp., Ltd Form 03B-TM-TKV
Vinacomin - Ha Lam Coal Joint Stock Company

SHORT-TERM RECEIVABLES FROM CUSTOMERS OUTSIDE TKV
As at 31 December 2025

Unit: VND

No.	Unit	Ending Balance	Beginning Balance
	Total	50 405 861	31 544 962
I	Joint Ventures and Associates		
II	Other Units	50 405 861	31 544 962
	Mobifone Northern Network Center - Branch of Mobifone Corporation	9 995 167	31 544 962
	Green Energy Infrastructure Joint Stock Company	4 827 272	
	Construction Technology Development Joint Stock Company	12 497 684	
	Thanh Nam Fire Protection Technology Joint Stock Company	3 038 666	
	Quang Ninh Urban Construction and Investment Joint Stock Company	16 362 252	
	Vietnam AE Investment and Construction Joint Stock Company	3 108 521	
	PMC Holdings	502 952	
	East Asia Construction Investment Consultancy and Trade Company Limited	73 347	

Prepared by



Doan Thi Hoa

Chief Accountant



Vu Thi Minh Thanh

OTHER RECEIVABLES
As at 31 December 2025

Unit: VND

No.	Unit	Ending Balance		Beginning Balance	
		Short-term	Long-term	Short-term	Long-term
A	B	1	2	3	4
	Total	38 891 153	17 951 811 061	16 460 393	35 432 636 977
I	Within TKV	38 891 153		16 456 791	
1	Receivables from equitization				
2	Receivables dividends				
3	Employee receivables	38 891 153		16 456 791	
4	Collateral & deposit				
5	Receivables for loans				
6	Advance Payments on Behalf				
7	Other receivables				
II	Outside TKV		17 951 811 061	3 602	35 432 636 977
1	Receivables from equitization				
2	Receivables dividends				
3	Collateral & deposit		15 874 722 726		28 241 692 171
4	Receivables for loans				
5	Advance Payments on Behalf				
6	Other receivables		2 077 088 335	3 602	7 190 944 806

Prepared by



Doan Thi Hoa

Chief Accountant



Vu Thi Minh Thanh

MAJOR REPAIR AND OVERHAUL EXPENSE REPORT

Accumulated from 01/01/2025 to 31/12/2025

Unit: VND

No.	Fixed assests	Opening Work in Progress	Budget	Overhaul carried out	Overhaul completed	Cost allocation	Closing Balance
A	B	1	2	3	4	5	6=1+3-4
I	PREPAYMENT FOR MAJOR REPAIR EXPENSE AT THE BEGINNING OF THE PERIOD						
II	INCCURED	322 040 000	71 586 000 000	47 574 479 316	38 403 336 678	31 416 539 801	9 493 182 638
A	OUTSOURCING WITHIN TKV		6 000 000 000	3 594 488 757	3 594 488 757	3 594 488 757	
1	Drainage equipment in the furnace at level -300 (Phase 2); repair of pump head DF650-85x6; MTB00507 No.7, No.8		2 000 000 000	1 028 139 040	1 028 139 040	1 028 139 040	
2	Mobile dry-type transformer for underground mines, model KBSGZY-1000/6R; Code: MTB00488		550 000 000	158 391 982	158 391 982	158 391 982	
3	Mobile dry-type transformer for underground mines, model KBSGZY-1250/6R; Code: MTB00489		600 000 000	177 289 674	177 289 674	177 289 674	
4	Emulsion pump station, model BRW200/31.5; Code: B0299034		1 050 000 000	399 459 455	399 459 455	399 459 455	
5	Repair of the electric motor at the emulsion solution pumping station, Asset Code B0299034 No. 2; Contract No. 688 dated November 14, 2025			386 726 497	386 726 497	386 726 497	

No.	Fixed assests	Opening Work in Progress	Budget	Overhaul carried out	Overhaul completed	Cost allocation	Closing Balance
6	Dump truck Scania P340 CB6x4 EHZ, License Plate No. 14C-023.83; Asset Code PTV00107		1 800 000 000	1 444 482 109	1 444 482 109	1 444 482 109	
B	OUTSOURCING OUTSIDE TKV	322 040 000	52 666 000 000	31 766 308 393	22 595 165 755	15 608 368 878	9 493 182 638
1	Repair of residential building (3-storey block), Code: VKT00259 (Carried-over contruction)	322 040 000	13 500 000 000	8 718 267 613	9 040 307 613	2 053 510 736	
2	Drainage equipment in the furnace at level -300 (Phase 2); repair of pump head DF650-85x6; MTB00507 No. 9		1 000 000 000	416 909 032	416 909 032	416 909 032	
3	Drainage equipment in the furnace at level -300 (Phase 2); repair of pump head DF650-85x6; MTB00507 No. 10		1 000 000 000	544 111 781	544 111 781	544 111 781	
4	Screw air compressor; Code: MTB00551		950 000 000	376 825 354	376 825 354	376 825 354	
5	Mining dewatering pump for salty water; Code: MTB00553		550 000 000	356 534 480	356 534 480	356 534 480	
6	Underground mechanized haulage system; Code: MTB00276; repair of Diesel locomotive engine head DLZ 110F-II No. 1		6 000 000 000	5 886 730 996	5 886 730 996	5 886 730 996	
7	Underground mechanized haulage system; Code: MTB00276; repair of Diesel locomotive engine head DLZ 110F-II No. 2		6 000 000 000	5 973 746 499	5 973 746 499	5 973 746 499	
8	Collective housing for workers of Ha Lam coal mine; Asset Code VKT00013		14 301 000 000	9 041 733 775			9 041 733 775
9	Tra Co Guesthouse VKT00001 (Transitional Project)		9 365 000 000	451 448 863			451 448 863

No.	Fixed assests	Opening Work in Progress	Budget	Overhaul carried out	Overhaul completed	Cost allocation	Closing Balance
C	IN-HOUSE		12 920 000 000	12 213 682 166	12 213 682 166	12 213 682 166	
1	Transport equipment system for seam 11; Code: MTB00491; repair of centralized electrical and control components		2 700 000 000	2 530 118 383	2 530 118 383	2 530 118 383	
2	Underground transport system - general transport section; Code: MTB00503; repair of centralized electrical and control components		3 800 000 000	3 662 895 978	3 662 895 978	3 662 895 978	
3	Repair of 66 chain support sets electric motor; Record No. 529.		5 500 000 000	5 207 375 596	5 207 375 596	5 207 375 596	
4	Scraper conveyor, model SGB520/40; Code: MTB00565		920 000 000	813 292 209	813 292 209	813 292 209	
D	ACCRURALS						

PREPARED BY



Tran Ninh Hai

CHIEF ACCOUNTANT



Vu Thi Minh Thanh

CONSTRUCTION WORK IN PROGRESS COST REPORT

Accumulated from 01/01/2025 to 31/12/2025

Unit: VND

T11

No	Project, Construction, construction category	Opening Balance	Accumulated from the beginning of the year				Decrease during the period				Ending Balance
			Total	Construction	Equipment	Other	Total	Increase assets	Hand over	Other decrease	
A	B	1	2	3	4	5	6	7,00	8	9	10=1+2-6
	TOTAL	60.348.047.559	139.466.307.262	-	134.212.683.799	5.253.623.463	126.343.212.867	124.586.125.513	-	1.757.087.353	73.471.141.954
A	CONSTRUCTION										
B	EQUIPMENT	60 348 047 559	139 466 307 262		134 212 683 799	5 253 623 463	126 343 212 867	124.586.125.513	-	1.757.087.353	73.471.141.954
I	Loans		46 584 660 056		46 329 913 984	254 746 072	46 584 660 056	45 637 956 056		946 704 000	
*	Investment project for equipment to maintain the exploitation of mechanized tunnel (Decision No. 2193 dated 17/5/2024).		10.344.382.598		10.200.735.600	143.646.998	10.344.382.598	9.397.678.598		946.704.000	
	Audit fee for the investment project for equipment to maintain the exploitation of mechanized tunnel; Contract No. 275 dated 11/4/2025		143 646 998			143 646 998	143 646 998	143 646 998			
	Front hydraulic leg of the intermediate support frame ZF8400/20/32, Spec: Φ280/260-1190; Contract No. 510 dated 23/08/2024		5.460.000.000		5.460.000.000		5.460.000.000	4.979.520.000		480.480.000	
	Rear hydraulic leg of the intermediate support frame ZF8400/20/32, Spec: Φ250/230-1190; Contract No. 510 dated 23/08/2024		3.516.000.000		3.516.000.000		3.516.000.000	3.206.592.000		309.408.000	
	Hydraulic leg of the transitional support frame ZFG9600/23/37, Spec: Φ280/200-1419; Contract No. 510 dated 23/08/2024		1.224.735.600		1.224.735.600		1.224.735.600	1.067.919.600		156.816.000	
*	Investment project for equipment for transporting people in the mine (Decision No. 2866 dated 5/7/2023)		111 099 074			111 099 074	111 099 074	111 099 074			
	Project audit fee		111.099.074			111 099 074	111 099 074	111 099 074			
*	Investment projects for production in 2024; Decision 2194 dated 17/5/2024		36 129 178 384		36 129 178 384		36 129 178 384	36 129 178 384			
	Pneumatic band saw. Model 5 6093 0100; Contract No. 568 dated 25/09/2024		263.500.000		263.500.000		263 500 000	263.500.000			
	Crusher. Model PLM1000; Contract No. 561 dated 19/09/2024		1.113.500.000		1.113.500.000		1 113 500 000	1.113.500.000			
	Conveyor. Model SZZ630/110; Contract No. 561 dated 19/09/2024		2.890.000.000		2.890.000.000		2 890 000 000	2.890.000.000			
	12-seat personnel carrier. Model XCN/600/12; Contract No. 574 dated 27/09/2024		3.916.800.000		3.916.800.000		3 916 800 000	3.916.800.000			

No	Project, Construction, construction category	Opening Balance	Accumulated from the beginning of the year				Decrease during the period				Ending Balance
			Total	Construction	Equipment	Other	Total	Increase assets	Hand over	Other decrease	
A	B	1	2	3	4	5	6	7,00	8	9	10=1+2-6
	12-seat personnel carrier. Model XCN/600/12; Contract No. 574 dated 27/09/2024		3.916.800.000		3.916.800.000		3 916 800 000	3.916.800.000			
	150m³ water tank; Contract No. 682 dated 13/11/2024		680.000.000		680.000.000		680 000 000	680.000.000			
	800kVA flameproof transformer. Model KBSGZY-800/6; Contract No. 682 dated 13/11/2024		629.000.000		629.000.000		629 000 000	629.000.000			
	800kVA flameproof transformer. Model KBSGZY-800/6; Contract No. 682 dated 13/11/2024		629.000.000		629.000.000		629 000 000	629.000.000			
	400A flameproof circuit breaker. Model PJG770-400/6Y; Contract No. 682 dated 13/11/2024		170.000.000		170.000.000		170 000 000	170.000.000			
	Wheel loader HITACHI Model ZW310-5A; Contract No. 531 dated 06/09/2024		5.254.700.000		5.254.700.000		5 254 700 000	5.254.700.000			
	630kVA transformer station. Model TBA 630/KVA22/0.4Kv; Contract No. 682 dated 13/11/2024		680.000.000		680.000.000		680 000 000	680.000.000			
	Auditorium sound system; Contract No. 732 dated 05/12/2024		513.284.863		513.284.863		513 284 863	513.284.863			
	8-Ton Battery Accumulator Locomotives with flameproof battery charger cabinet. Model CTL8/6GB; Contract No. 783 dated 12/12/2024		7.446.770.100		7.446.770.100		7 446 770 100	7.446.770.100			
	Horizontal chain grate coal-fired boiler; Contract No. 682 dated 13/11/2024		1.630.276.540		1.630.276.540		1 630 276 540	1.630.276.540			
	Multistage centrifugal pump for tunnel. Model 300x300HILC505x6; Contract No. 682 dated 13/11/2024		3.868.452.000		3.868.452.000		3 868 452 000	3.868.452.000			
	Electric industrial dryer, Capacity: 100kg/batch, Model: DP-100; Contract No. 682 dated 13/11/2024		84.155.368		84.155.368		84 155 368	84.155.368			
	Steam industrial dryer, Capacity: 100kg/batch, Model: DP-100; Contract No. 682 dated 13/11/2024		227.171.840		227 171 840		227 171 840	227 171 840			
	Industrial washer, Capacity: 100kg/batch, Model: SE-100; Contract No. 682 dated 13/11/2024		929.992.800		929 992 800		929 992 800	929 992 800			
	Vibration tester. Model Fluke 810; Contract No. 271 dated 09/4/2025		303.602.150		303.602.150		303 602 150	303.602.150			
	Low-resistance ohmmeter. Model C.A 6240; Contract No. 271 dated 09/4/2025		82.336.100		82.336.100		82 336 100	82.336.100			
	Laser rust cleaning machine. Model CH-1500; Contract No. 271 dated 09/4/2025		76.465.150		76.465.150		76 465 150	76.465.150			
	Food transfer elevator. Model AV; Contract No. 271 dated 09/4/2025		129.254.709		129.254.709		129 254 709	129.254.709			
	Roof support bending machine. Model RTP-250C; Contract No. 271 dated 09/4/2025		694.116.764		694.116.764		694 116 764	694.116.764			

11/11/2025

No	Project, Construction, construction category	Opening Balance	Accumulated from the beginning of the year				Decrease during the period				Ending Balance
			Total	Construction	Equipment	Other	Total	Increase assets	Hand over	Other decrease	
A	B	1	2	3	4	5	6	7,00	8	9	10=1+2-6
II	Owners' Equity	60 348 047 559	92 881 647 206		87 882 769 815	4 998 877 391	79 758 552 811	78 948 169 457		810 383 353	73 471 141 954
*	Investment project for equipment to maintain the exploitation of mechanized tunnel (Decision No. 2193 dated 17/5/2024).	35 510 051 683	570 095 613		557 264 400	12 831 213	36 080 147 296	36 080 147 296			
	Feasibility study report on the mechanized market furnace project; Contract No. 17 dated 08/01/2024	296 361 683					296 361 683	296 361 683			
	SGZ764/400 front rake; Contract 510 dated 23/08/2024	13 000 000 000					13 000 000 000	13 000 000 000			
	SZZ800/315 Conveyor	4 280 000 000					4 280 000 000	4 280 000 000			
	PLM2000 Crusher	1 100 000 000					1 100 000 000	1 100 000 000			
	Rear scraper conveyor SGZ800/630; Contract No. 510 dated 23/08/2024	16 833 690 000					16 833 690 000	16 833 690 000			
	Hydraulic leg of the transitional support frame ZFG9600/23/37, Spec: Φ280/200-1419; Contract No. 510 dated 23/08/2024		557.264.400		557.264.400		557 264 400	557 264 400			
	Audit fee for the investment project for equipment to maintain the exploitation of mechanized tunnel; Contract No. 275 dated 11/04/2025		12 831 213			12 831 213	12 831 213	12 831 213			
*	Investment projects for production in 2024; Decision 2194 dated 17/5/2024	6 773 782 832	9 069 831 537		8 866 078 525	203 753 012	15 843 614 369	15 079 509 809		764 104 560	
	Feasibility study report on the investment project for production in 2024; Contract No. 16 dated 08/01/2024	303 782 832					303 782 832	303.782.832			
	Loudspeaker conversations used in underground mines. Symbol KTK18; Contract 561 dated 19/09/2024	1 750 000 000					1 750 000 000	1 750 000 000			
	Underground concrete spray pump. Symbol HBMG15/6-22S; Contract 568 dated 25/09/2024	1 300 000 000					1 300 000 000	1 300 000 000			
	Emulsifier pumping station. Symbol BRW200/31.5; Contract 568 dated 25/09/2024	2 380 000 000					2 380 000 000	2 380 000 000			
	Pneumatic drill hammer. Symbol RD285; Contract 568 dated 25/09/2024	640 000 000					640 000 000	640 000 000			
	Underground concrete mixer. Code: JZC-250; Contract 568 dated 25/09/2024	400 000 000					400 000 000	400 000 000			
	Pneumatic band saw. Model 5 6093 0100; Contract No. 568 dated 25/09/2024		46.500.000		46.500.000		46 500 000	46.500.000			
	Crusher. Model PLM1000; Contract No. 561 dated 19/09/2024		196.500.000		196.500.000		196 500 000	196.500.000			
	Conveyor. Model SZZ630/110; Contract No. 561 dated 19/09/2024		510.000.000		510.000.000		510 000 000	510.000.000			

No	Project, Construction, construction category	Opening Balance	Accumulated from the beginning of the year				Decrease during the period				Ending Balance
			Total	Construction	Equipment	Other	Total	Increase assets	Hand over	Other decrease	
A	B	1	2	3	4	5	6	7,00	8	9	10=1+2-6
	12-seat personnel carrier. Model XCN/600/12; Contract No. 574 dated 27/09/2024		691.200.000		691.200.000		691 200 000	691.200.000			
	12-seat personnel carrier. Model XCN/600/12; Contract No. 574 dated 27/09/2024		691.200.000		691.200.000		691 200 000	691.200.000			
	150m³ water tank; Contract No. 682 dated 13/11/2024		120.000.000		120.000.000		120 000 000	120.000.000			
	800kVA flameproof transformer. Model KBSGZY-800/6; Contract No. 682 dated 13/11/2024		111.000.000		111.000.000		111 000 000	111.000.000			
	800kVA flameproof transformer. Model KBSGZY-800/6; Contract No. 682 dated 13/11/2024		111.000.000		111.000.000		111 000 000	111.000.000			
	400A flameproof circuit breaker. Model PJG770-400/6Y; Contract No. 682 dated 13/11/2024		30.000.000		30.000.000		30 000 000	30.000.000			
	Wheel loader HITACHI Model ZW310-5A; Contract No. 531 dated 06/09/2024		927.300.000		927.300.000		927 300 000	927.300.000			
	630kVA transformer station. Model TBA 630/KVA22/0.4Kv; Contract No. 682 dated 13/11/2024		120.000.000		120.000.000		120 000 000	97 786 560		22.213.440	
	Auditorium sound system; Contract No. 732 dated 05/12/2024		90.579.682		90.579.682		90 579 682	90.579.682			
	8-Ton Battery Accumulator Locomotives with flameproof battery charger cabinet. Model CTL8/6GB; Contract No. 783 dated 12/12/2024		1.314.135.900		1.314.135.900		1 314 135 900	1.314.135.900			
	Horizontal chain grate coal-fired boiler; Contract No. 682 dated 13/11/2024		329.723.460		329.723.460		329 723 460	163 495 860		166.227.600	
	Multistage centrifugal pump for tunnel. Model 300x300HILC505x6; Contract No. 682 dated 13/11/2024		1.131.548.000		1.131.548.000		1 131 548 000	1.131.548.000			
	End-suction water pump. Model 150x100HIL280-2; Contract No. 682 dated 13/11/2024		1.020.000.000		1.020.000.000		1 020 000 000	1 020 000 000			
	Electric industrial dryer, Capacity: 100kg/batch, Model: DP-100; Contract No. 682 dated 13/11/2024		235.844.632		235.844.632		235 844 632	143 016 472		92.828.160	
	Steam industrial dryer, Capacity: 100kg/batch, Model: DP-100; Contract No. 682 dated 13/11/2024		92.828.160		92.828.160		92 828 160			92.828.160	
	Industrial washer, Capacity: 100kg/batch, Model: SE-100; Contract No. 682 dated 13/11/2024		390.007.200		390.007.200		390 007 200			390.007.200	
	Vibration tester. Model Fluke 810; Contract No. 271 dated 09/4/2025		53.576.850		53.576.850		53 576 850	53 576 850			
	Low-resistance ohmmeter. Model C.A 6240; Contract No. 271 dated 09/4/2025		14.529.900		14.529.900		14 529 900	14.529.900			
	Laser rust cleaning machine. Model CH-1500; Contract No. 271 dated 09/4/2025		13.493.850		13.493.850		13 493 850	13.493.850			

20/11/2024

No.	Project, Construction, construction category	Opening Balance	Accumulated from the beginning of the year				Decrease during the period				Ending Balance
			Total	Construction	Equipment	Other	Total	Increase assets	Hand over	Other decrease	
A	B	1	2	3	4	5	6	7,00	8	9	10=1+2-6
	Food transfer elevator. Model AV; Contract No. 271 dated 09/4/2025		22.809.655		22.809.655		22 809 655	22.809.655			
	Installation cost of the food transfer elevator; Contract No. 271 dated 09/4/2025		9.091.636			9 091 636	9 091 636	9 091 636			
	Roof support bending machine. Model RTP-250C; Contract No. 271 dated 09/4/2025		141.171.236		141.171.236		141 171 236	141.171.236			
	Radial drilling machine. Model ZK3050x16C; Contract No. 271 dated 09/4/2025		304.795.000		304.795.000		304 795 000	304 795 000			
	Vertical drilling machine. Model Z5150B; Contract No. 271 dated 09/4/2025		156.335.000		156.335.000		156 335 000	156 335 000			
	Audit fee for the 2024 completed production and investment project (PVSX); Contract No. 276 dated 11/4/2025		194.661.376			194 661 376	194 661 376	194 661 376			
*	Investment project on construction of workers' collective housing	517 189 317	817 326 304			817 326 304					1 334 515 621
	Detailed planning at the scale of 1/500 of the construction project of the workers' center house; Contract 477 dated 14/06/2021	86 338 000									86 338 000
	Fees for confirmation of financial provision (construction of workers' collective housing)	21 000 000									21 000 000
	Report on the proposal for the issuance of an environmental license for a housing project; Contract No. 16/2022 dated 27/10/2022	147 222 222									147 222 222
	Drilling and geological survey of the design of the industrial park; Contract No. 1084 dated 24/12/2021	262 629 095									262 629 095
	1/500 Master Plan for the Industrial Worker Accommodation Area; Contract No. 293 dated 16/4/2025		66.897.829			66 897 829					66 897 829
	Guarantee fee collection for collective housing for workers		741.628.475			741 628 475					741 628 475
	Appraisal fee for issuance of environmental permit - Project of collective housing for workers in Ha Lam Ward, Quang Ninh Province		8.800.000			8 800 000					8 800 000
*	Investment for production in 2025 (Decision No. 1532 dated 28/3/2025)		68 330 938 821		64 867 626 890	3 463 311 931	10 509 043 641	10 462 764 848		46 278 793	57 821 895 180
	Feasibility study report on the investment project for production in 2025; Contract No. 749 dated 09/12/2024		304.160.134			304 160 134					304 160 134
	6-seat personnel carrier; Brand: Ford EVEREST; Contract No. 341 dated 09/05/2025		1.304.545.455			1 304 545 455	1 304 545 455	1 304 545 455			
	6-seat personnel carrier; Brand: Ford EVEREST; Contract No. 341 dated 09/05/2025		1.304.545.455			1 304 545 455	1 304 545 455	1 304 545 455			
	Payment of registration tax for Everest car		354.000.000			354 000 000	354 000 000	354 000 000			

No	Project, Construction, construction category	Opening Balance	Accumulated from the beginning of the year				Decrease during the period				Ending Balance
			Total	Construction	Equipment	Other	Total	Increase assets	Hand over	Other decrease	
A	B	1	2	3	4	5	6	7,00	8	9	10=1+2-6
	Capitalized borrowing costs for the investment project production in 2025		88.060.887			88 060 887	25 983 030	25 983 030			62 077 857
	Analytical Balances Scale; Model BCA324i-1S; Contract No. 396 dated 30/5/2025.		120.000.000		120.000.000		120 000 000	120.000.000			
	Belt conveyor scale; Model MT-BS1200; Contract No. 396 dated 30/5/2025.		1.309.090.909		1.309.090.909		1 309 090 909	1.309.090.909			
	Hydraulic chain connector, Model GCL-1800/1.6/2.4.X; Contract No. 470 dated 27/06/2025		10.838.800.000		10.838.800.000						10 838 800 000
	Scraper conveyor, Model MC420/18.5/80-LHLC; Contract No. 470 dated 27/06/2025		2.750.000.000		2.750.000.000		2 750 000 000	2.750.000.000			
	Rock loader, Model P60B; Contract No. 470 dated 27/06/2025		871.854.545		871.854.545		871 854 545	871.854.545			
	Hydraulic support testing table, Model ZS-4A; Contract No. 470 dated 27/06/2025		366.000.000		366.000.000		366 000 000	366 000 000			
	Large projection screen; Contract No. 465 dated 26/06/2025		1.694.200.000		1.694.200.000		1 694 200 000	1 694 200 000			
	Installation, training, operation and technology handover costs; Contract No. 465 dated 26/06/2025		108.000.000			108 000 000	108 000 000	108 000 000			
	Photocopier (black & white), paper sizes A3, A4, Model SHARP BP-70M75; Contract No. 465 dated 26/06/2025		254.545.454		254.545.454		254 545 454	254 545 454			
	Multistage water pump 100x100 HILC235x3; Contract No. 557 dated 28/07/2025		6.643.651.800		6.643.651.800						6 643 651 800
	Explosion-proof multistage fan FBDY No7.1/2x45; Contract No. 557 dated 28/07/2025		334.150.000		334.150.000						334 150 000
	Explosion-proof multistage fan FBDY No7.5/2x55; Contract No. 557 dated 28/07/2025		635.700.000		635.700.000						635 700 000
	Explosion-proof multistage centrifugal water pump 300x300 HILC505x6; Contract No. 557 dated 28/07/2025		8.150.000.000		8.150.000.000						8 150 000 000
	Dry-type 3-phase transformer 1000 kVA, Model SCB10-1000/6.3; Contract No. 605 dated 18/08/2025		872.000.000		872.000.000						872 000 000
	Explosion-proof circuit breaker, Model PJG3-630/6YS; Contract No. 605 dated 18/08/2025		1.520.000.000		1.520.000.000						1 520 000 000
	Electrical interlock device, Model CAT-IPN; KJZ-400/1140 (660,380); Contract No. 605 dated 18/08/2025		1.722.000.000		1.722.000.000						1 722 000 000
	Single-girder overhead crane 5 tons (SD5-TV/Vietnam); Contract No. 605 dated 18/08/2025		816.000.000		816.000.000						816 000 000
	Medium-voltage inverter 6kV, Model PowerFlex 6000G; Contract No. 605 dated 18/08/2025		9.060.000.000		9.060.000.000						9 060 000 000
	Medium-voltage inverter 6kV, Model PowerFlex 6000G; Contract No. 605 dated 19/08/2025		3.020.000.000		3.020.000.000						3 020 000 000

No	Project, Construction, construction category	Opening Balance	Accumulated from the beginning of the year				Decrease during the period				Ending Balance
			Total	Construction	Equipment	Other	Total	Increase assets	Hand over	Other decrease	
A	B	1	2	3	4	5	6	7,00	8	9	10=1+2-6
	Vehicle control system for parking garage +75; Contract No. 465 dated 26/06/2025		535.634.182		535.634.182		46 278 793			46.278.793	489 355 389
	Screw air compressor, Model LGCD-280D D; Contract No. 605 dated 18/08/2025		4.905.000.000		4.905.000.000						4 905 000 000
	Medium-voltage switchgear cabinet, Model NXPLUS C; Contract No. 605 dated 18/08/2025		5.088.000.000		5.088.000.000						5 088 000 000
	Screw air compressor, Model LGCD-280D D; Contract No. 605 dated 18/08/2025		2.452.500.000		2.452.500.000						2 452 500 000
	Elevator, Model NEXIEZ-MR; Contract No. 605 dated 18/08/2025		908.500.000		908.500.000						908 500 000
*	Investment project for equipment for transporting people in the mine (Decision No. 2866 dated 5/7/2023)	17 245 385 981	80 361 523			80 361 523	17 325 747 504	17 325 747 504			
	Fee for financial confirmation (investment project for equipment for transporting people in the mine)	6 400 000					6 400 000	6 400 000			
	Feasibility study report on the Investment project for equipment for transporting people in the mine; Contract No. 934 dated 02/12/2022	146 636 663					146 636 663	146 636 663			
	Information Posting Fee for Bidding Package: "Procurement of equipment for transporting people in the mine"	194 242					194 242	194 242			
	Capitalized interest for the Investment project for equipment for transporting people in the mine (Contract 153 dated 25/3/2024)	139 180 076	80.361.523			80 361 523	219 541 599	219 541 599			
	Winch carrying people in the mine (type 950m) code RJKY55-25/1600(A); Contract 153 dated 25/3/2024	10 381 687 500					10 381 687 500	10 381 687 500			
	Winch carrying people in the mine (type 600m) code RJKY45-25/1500(A); Contract 153 dated 25/3/2024	6 571 287 500					6 571 287 500	6 571 287 500			
*	Project to renovate and upgrade the route from the ground +28 connecting provincial road 336	301 637 745									301 637 745
	Prepare the overall layout of the 1/500 scale route for the renovation and upgrading of Route +28 connecting to Route 336; Contract No. 622 dated 27/7/2021	173 792 891									173 792 891
	Fees for confirmation of financial supply (project to renovate and upgrade the route from the ground +28 connecting provincial road 336)	3 300 000									3 300 000
	Topographic and geological surveys of works in service of making feasibility study reports; Contract No. 962 dated 16/12/2022	124 544 854									124 544 854
*	Investment project for equipment to maintain the exploitation of mechanized tunnel in 2025 (Decision No. 1533 dated 28/03/2025).		13 855 409 280		13 591 800 000	263 609 280					13 855 409 280
	Feasibility study report on the investment project for equipment to maintain the exploitation of mechanized tunnel in 2025; Contract 750 dated 09/12/2024		263.609.280			263 609 280					263 609 280
	Front standing column for intermediate support ZF8400/20/32, Model XY362.50; Contract No. 466 dated 26/06/2025		3.042.000.000		3.042.000.000						3 042 000 000

No	Project, Construction, construction category	Opening Balance	Accumulated from the beginning of the year				Decrease during the period				Ending Balance
			Total	Construction	Equipment	Other	Total	Increase assets	Hand over	Other decrease	
A	B	1	2	3	4	5	6	7,00	8	9	10=1+2-6
	Rear standing column for intermediate support ZF8400/20/32, Model XY362.51; Contract No. 466 dated 26/06/2025		4.305.600.000		4.305.600.000						4 305 600 000
	Standing column for transitional support ZFG9600/23/37, Model XYG362.50; Contract No. 466 dated 26/06/2025		502.200.000		502.200.000						502 200 000
	Flexible conveyor, Model DSJ100/80/2x160; Contract No. 466 dated 26/06/2025		5.742.000.000		5.742.000.000						5 742 000 000
*	Investment project for enhancing the capacity of backup diesel power station (Decision No. 1534 dated 28/03/2025)		157 684 128			157 684 128					157 684 128
	Preparation of Investment project for enhancing the capacity of backup diesel power station; Contract 803-26/12/2024		157.684.128			157 684 128					157 684 128

PREPARED BY



Nguyen Thi Hang

CHIEF ACCOUNTANT



Vu Thi Minh Thanh

INCREASE OR DCREASE IN TANGIBLE FIXED ASSETS

Accumulated from 01/01/2025 to 31/12/2025

Section I: Details of Fixed Assets by Source of Investment Capital

Unit: VND

No.	Content	Total	Equity	Loans	Other capital
A	B	1	2	3	4
A	Cost				
I	Opening Balance	5.897.652.015.811	175.427.295.594	4.937.581.356.445	784.643.363.772
1	In use	5.897.652.015.811	175.427.295.594	4.937.581.356.445	784.643.363.772
	- Total cost of fully depreciated fixed assets	3.025.811.246.887	32.026.723.292	2.209.141.159.823	784.643.363.772
	Of which: In use	3.025.811.246.887	32.026.723.292	2.209.141.159.823	784.643.363.772
	- Total cost of fixed assets used for mortgage and pledge loans	3.025.811.246.887	32.026.723.292	2.209.141.159.823	784.643.363.772
II	Increase in the period	124.586.125.513	30.674.305.350	93.911.820.163	0
1	Completed construction investment	124.586.125.513	30.674.305.350	93.911.820.163	
III	Decrease in the period	44.826.385.833	4.468.393.368	40.332.503.430	25.489.035
1	Disposals and liquidations	44.434.189.066	4.076.196.601	40.332.503.430	25.489.035
8	Other decreases (Reclassification to intangible fixed assets: Wind network calculation software - Code E0299059).	392.196.767	392.196.767		
IV	Closing Balance	5.977.411.755.491	201.633.207.576	4.991.160.673.178	784.617.874.737
1	In Use	5.977.411.755.491	201.633.207.576	4.991.160.673.178	784.617.874.736
	- Total cost of fully depreciated fixed assets	3.237.728.132.463	201.633.207.576	2.251.451.561.115	784.643.363.772
	Of which: In use	3.237.728.132.463	201.633.207.576	2.251.451.561.115	784.643.363.772

No.	Content	Total	Equity	Loans	Other capital
	- Total cost of fixed assets used for mortgage and pledge loans	931.898.858.268		650.524.490.723	281.374.367.545
B	Depreciation				
I	Opening Balance	5.104.202.164.218	153.985.312.767	4.165.740.396.081	784.476.455.370
1	In use	5.104.202.164.218	153.985.312.767	4.165.740.396.081	784.476.455.370
II	Increase in the period	230.918.323.329	0	230.918.323.329	0
1	Charge for the period	230.722.159.985	-	230.722.159.985	
2	Wear and tear	196.163.344	-	196.163.344	-
III	Decrease in the period	44.660.355.868	251.655.837	40.332.503.430	4.076.196.601
2	Disposals and liquidations	44.434.189.066	25.489.035	40.332.503.430	4.076.196.601
9	Other decreases (Reclassification to intangible fixed assets: Wind network calculation software - Code E0299059).	226.166.802	226.166.802		
IV	Closing Balance	5.290.460.131.679	153.733.656.930	4.356.326.215.980	780.400.258.769
1	In use	5.290.460.131.679	153.733.656.930	4.356.326.215.980	780.400.258.769
C	Net book Value				
1	Opening Balance	793.449.851.593	21.441.982.827	771.840.960.364	166.908.402
	<i>Of which: Used for collateral and mortgages</i>	<i>793.449.851.593</i>	<i>21.441.982.827</i>	<i>771.840.960.364</i>	<i>166.908.402</i>
2	Closing Balance	686.951.623.812	47.899.550.646	634.834.457.198	4.217.615.968
	<i>Of which: Used for collateral and mortgages</i>	<i>258.984.001.133</i>		<i>198.921.982.274</i>	<i>60.062.018.859</i>

VIETNAM NATIONAL COAL AND MINERAL
INDUSTRIES HOLDING CORPORATION LIMITED
VINACOMIN - HA LAM COAL JOINT STOCK COMPANY

Form 09-TM-TKV

INCREASE OR DCREASE IN TANGIBLE FIXED ASSETS

Accumulated from 01/01/2025 to 31/12/2025

Section II: Details of Fixed Assets by Category

Unit: VND

No.	Content	Total	Buildings and architectural structures	Machinery and equipment	Vehicles and transportation equipment	Management equipment and instruments
A	B	1	2	3	4	5
A	Cost					
I	Opening Balance	5.897.652.015.811	2.441.122.078.272	3.133.341.984.709	263.724.191.004	59.463.761.826
1	In use	5.897.652.015.811	2.441.122.078.272	3.133.341.984.709	263.724.191.004	59.463.761.826
	- Total cost of fully depreciated fixed assets	3.025.811.246.887	599.750.690.520	2.270.238.923.999	111.708.450.909	44.113.181.458
	Of which: In use	3.025.811.246.887	599.750.690.520	2.270.238.923.999	111.708.450.909	44.113.181.458
	- Total cost of fixed assets used for mortgage and pledge loans	3.025.811.246.887	599.750.690.520	2.270.238.923.999	111.708.450.909	44.113.181.458
II	Increase in the period	124.586.125.513	0	76.385.215.853	38.545.091.527	9.655.818.133
1	Completed construction investment	124.586.125.513	0	76.385.215.853	38.545.091.527	9.655.818.133
III	Decrease in the period	44.826.385.833	0	41.991.460.720	1.753.956.474	1.080.968.639
1	Disposals and liquidations	44.434.189.066		41.991.460.720	1.753.956.474	688.771.872
1	Other decreases (Reclassification to intangible fixed assets: Wind network calculation software - Code E0299059).	392.196.767				392.196.767
IV	Closing Balance	5.977.411.755.491	2.441.122.078.272	3.167.735.739.842	300.515.326.058	68.038.611.319
1	In Use	5.977.411.755.491	2.441.122.078.272	3.167.735.739.842	300.515.326.058	68.038.611.319
	- Total cost of fully depreciated fixed assets	3.237.728.132.463	781.533.444.101	2.299.877.532.478	112.153.653.651	44.163.502.233
	Of which: In use	3.237.728.132.463	781.533.444.101	2.299.877.532.478	112.153.653.651	44.163.502.233

// NG LAM HAI / //

No.	Content	Total	Buildings and architectural structures	Machinery and equipment	Vehicles and transportation equipment	Management equipment and instruments
	- Total cost of fixed assets used for mortgage and pledge loans	931.898.858.268	20.438.526.464	777.239.220.982	119.353.488.953	14.867.621.869
B	Depreciation					
I	Opening Balance	5.104.202.164.218	1.914.635.773.953	2.963.384.217.526	172.506.170.758	53.676.001.981
1	In use	5.104.202.164.218	1.914.635.773.953	2.963.384.217.526	172.506.170.758	53.676.001.981
II	Increase in the period	230.918.323.329	140.471.612.114	62.476.553.791	25.168.729.540	2.801.427.884
1	Charge for the period	230.722.159.985	140.275.448.770	62.476.553.791	25.168.729.540	2.801.427.884
2	Wear and tear	196.163.344	196.163.344			-
III	Decrease in the period	44.660.355.868	-	41.991.460.720	1.753.956.474	914.938.674
1	Disposals and liquidations	44.434.189.066		41.991.460.720	1.753.956.474	688.771.872
9	Other decreases (Reclassification to intangible fixed assets: Wind network calculation software - Code E0299059).	226.166.802				226.166.802
IV	Closing Balance	5.290.460.131.679	2.055.107.386.067	2.983.869.310.597	195.920.943.824	55.562.491.191
1	In use	5.290.460.131.679	2.055.107.386.067	2.983.869.310.597	195.920.943.824	55.562.491.191
C	Net book Value					
1	Opening Balance	793.449.851.593	526.486.304.319	169.957.767.183	91.218.020.246	5.787.759.845
	<i>Of which: Used for collateral and mortgages</i>	793.449.851.593	526.486.304.319	169.957.767.183	91.218.020.246	5.787.759.845
2	Closing Balance	686.951.623.812	386.014.692.206	183.866.429.245	104.594.382.231	12.476.120.129
	<i>Of which: Used for collateral and mortgages</i>	258.984.001.133	6.518.343.545	154.675.205.481	86.474.765.802	11.315.686.305

PREPARED BY


 Nguyen Thi Hang

CHIEF ACCOUNTANT


 Vu Thi Minh Thanh

VIETNAM NATIONAL COAL AND MINERAL
INDUSTRIES HOLDING CORPORATION LIMITED
VINACOMIN - HA LAM COAL JOINT STOCK COMPANY

INCREASE OR DCREASE IN INTANGIBLE FIXED ASSETS

Accumulated from 01/01/2025 to 31/12/2025

Unit: VND

Section I: Details of Fixed Assets by Source of Investment Capital

No.	Content	Total	Equity	Loans	Other Capital
A	B	1	2	3	4
A	Cost				
I	Opening Balance	9.496.805.066	3.116.122.434	2.429.187.344	3.951.495.288
1	In use	9.496.805.066	3.116.122.434	2.429.187.344	3.951.495.288
	- Total cost of fully amortized fixed assets	6.284.012.285	134.725.000	2.429.187.344	3.720.099.941
	Of which: In use	6.284.012.285	134.725.000	2.429.187.344	3.720.099.941
II	Tăng trong kỳ	392.196.767	392.196.767	-	-
9	Other increases (Reclassification from tangible fixed assets: Wind network calculation software - Code E0299059).	392.196.767	392.196.767		
III	Decrease in the period	-	-	-	-
IV	Closing Balance	9.889.001.833	3.508.319.201	2.429.187.344	3.951.495.288
1	In use	9.889.001.833	3.508.319.201	2.429.187.344	3.951.495.288
	- Total cost of fully amortized fixed assets	6.284.012.285	134.725.000	2.429.187.344	3.720.099.941
	Of which: In use	6.284.012.285	134.725.000	2.429.187.344	3.720.099.941
B	Amortization				
I	Opening Balance	8.068.897.177	1.688.214.545	2.429.187.344	3.951.495.288
1	In use	8.068.897.177	1.688.214.545	2.429.187.344	3.951.495.288

No.	Content	Total	Equity	Loans	Other Capital
II	Increase in the period	625.885.433	625.885.433	-	-
1	Charge for the period	170.130.746	170.130.746	-	-
2	Wear and tear	229.587.885	229.587.885	-	-
7	Other increases (Reclassification from tangible fixed assets: Wind network calculation software - Code E0299059).	226.166.802	226.166.802	-	-
III	Decrease in the period				
IV	Closing Balance	8.694.782.610	2.314.099.978	2.429.187.344	3.951.495.288
1	In use	8.694.782.610	2.314.099.978	2.429.187.344	3.951.495.288
C	Net book Value				
1	Opening Balance	1.427.907.889	1.427.907.889	-	-
2	Closing Balance	1.194.219.223	1.194.219.223	-	-

INCREASE OR DCREASE IN INTANGIBLE FIXED ASSETS

Accumulated from 01/01/2025 to 31/12/2025

Unit: VND

Section II: Details of Fixed Assets by Category

No.	Content	Total	Land use rights	Patents	Software	Licenses, franchise licenses	Other intangible fixed assets
A	B	1	2	3	4	5	6
A	Cost						
I	Opening Balance	9.496.805.066			9.496.805.066		
1	In use	9.496.805.066			9.496.805.066		
	- Total cost of fully amortized fixed assets	6.284.012.285			6.284.012.285		
	Of which: In use	6.284.012.285			6.284.012.285		
II	Tăng trong kỳ	392.196.767	-		392.196.767	-	-
9	Other increases (Reclassification from tangible fixed assets: Wind network calculation software - Code E0299059).	392.196.767			392.196.767		
III	Decrease in the period	-	-	-	-	-	-
IV	Closing Balance	9.889.001.833			9.889.001.833		-
1	In use	9.889.001.833			9.889.001.833		-
	- Total cost of fully amortized fixed assets	6.284.012.285			6.284.012.285		
	Of which: In use	6.284.012.285			6.284.012.285		
B	Amortization						
I	Opening Balance	8.068.897.177			8.068.897.177		-
1	In use	8.068.897.177			8.068.897.177		

No.	Content	Total	Land use rights	Patents	Software	Licenses, franchise licenses	Other intangible fixed assets
II	Increase in the period	625.885.433			625.885.433		-
1	Charge for the period	170.130.746			170.130.746		
2	Wear and tear	229.587.885			229.587.885		
7	Other increases (Reclassification from tangible fixed assets: Wind network calculation software - Code E0299059).	226.166.802			226.166.802		
III	Decrease in the period						
IV	Closing Balance	8.694.782.610			8.694.782.610		-
1	In use	8.694.782.610	-	-	8.694.782.610		-
C	Net book Value						
1	Opening Balance	1.427.907.889			1.427.907.889		-
2	Closing Balance	1.194.219.223			1.194.219.223		-

PREPARED BY



Nguyen Thi Hang

CHIEF ACCOUTANT



Vu Minh Thanh

PREPAYMENTS
Accumulated from 01/01/2025 to 31/12/2025

Unit : VND

No.	Content	Opening Balance	Increase During the Period	Decrease During the Period	Closing balance
A	B	1	2	3	4
I	Short-term	-	-	-	-
1	Major repair costs				-
2	Instruments and tools				-
3	Rent for fixed assets activities				-
4	Borrowing costs				-
5	Insurance				-
6	Other short-term prepaid expenses				
II	Long-term	115 684 751 584	54 683 350 463	42 058 309 306	128 309 792 741
1	Major repair costs		9 040 307 613	2 053 510 736	6 986 796 877
2	Instruments and tools		7 340 504 815	797 501 927	6 543 002 888
3	Rent for fixed assets activities				
4	Mining rights payment				
5	Payment for geological data usage	47 470 218 455		1 577 815 205	45 892 403 250
	License 2497	47 470 218 455		1 577 815 205	45 892 403 250
6	Other items	68 214 533 129	38 302 538 035	37 629 481 438	68 887 589 726
	Total	115 684 751 584	54 683 350 463	42 058 309 306	128 309 792 741

Prepared by



Doan Thi Hoa

Chief Accountant



Vu Thi Minh Thanh



SHORT-TERM PAYABLES TO SUPPLIERS INSIDE TKV
As at 31 December 2025

Unit: VND

No	Customer	End of Year		Beginning of Year	
		Amount	Amount payable	Amount	Amount payable
A	B	1	2	3	4
I	Parents Company				
II	Other Entities	32 184 325 284	32 184 325 284	54 068 982 522	54 068 982 522
	Vinacomin - Mining Geology Joint Stock Company	1 178 502 037	1 178 502 037	5 656 115 950	5 656 115 950
	Vinacomin - Mine Resure Center - Branch of Vietnam National Coal and Mineral Industries Group	1 045 624 333	1 045 624 333	3 140 572 260	3 140 572 260
	Vinacomin Mining Project Management U	219 006 522	219 006 522		
	VVMI - Manufacturing And Materials Equipment Trading Joint Stock Company	962 416 620	962 416 620		
	VVMI-Mechanical and Pressure Equipment Joint Stock Company			596 046 100	596 046 100
	Quang Ninh Mining Chemical Industry Company	1 402 191 950	1 402 191 950	1 965 583 200	1 965 583 200
	Hanoi Mining Chemical Materials Company			550 411 600	550 411 600
	Vinacomin - Machinery Joint Stock Company			2 937 705 328	2 937 705 328
	Vinacomin - Environment Company Limited	552 786 182	552 786 182	5 063 802 976	5 063 802 976
	Vinacomin - Institute of Mining Science and Technology	3 369 672 164	3 369 672 164	4 242 345 488	4 242 345 488
	Development Of Mining Technology And Equipment Joint Stock Company			1 608 654 600	1 608 654 600
	Institute Of Energy & Mining Mechanical Engineering	20 470 449	20 470 449	732 590 423	732 590 423
	Vinacomin - Motor Industry Joint Stock Company			1 895 486 400	1 895 486 400
	Vinacomin - Materials Trading Joint Stock Company	5 762 016 319	5 762 016 319	5 534 920 296	5 534 920 296
	Hon Gai Materials Enterprise - Branch of Vinacomin Materials Trading Joint Stock Company			883 541 186	883 541 186
	Vinacomin - Materials Trading Joint Stock Company - Ha Noi Branch	3 766 842 000	3 766 842 000	820 863 840	820 863 840
	Cam Pha Materials Enterprise - Branch of Vinacomin - Materials Trading Joint Stock Company			221 864 325	221 864 325
	Vietnam College of Coal and Mineral Resources	2 067 446 280	2 067 446 280	3 505 573 834	3 505 573 834
	Vinacomin - Coal Import Export Joint Stock Company			81 164 758	81 164 758
	Vinacomin - Transportation And Miner Commuting Service Joint Stock Company	409 123 699	409 123 699	406 556 176	406 556 176
	Vinacomin - Informatics, Technology, Environment Joint Stock Company	305 566 048	305 566 048	14 139 063	14 139 063

N:
C
C
TH
-V
/INH

No	Customer	End of Year		Beginning of Year	
		Amount	Amount payable	Amount	Amount payable
	General Services and Construction Enterprise - Branch of Vinacomin - Environment and Industry Mining Construction Investment Consulting Joint Stock Company	465 631 200	465 631 200		
	Vinacomin - Quacontrol Joint Stock Company	115 740 821	115 740 821	152 107 469	152 107 469
	Vinacomin - Mine Construction Company	9 798 842 651	9 798 842 651	13 701 811 741	13 701 811 741
	Vinacomin - Maokhe Mechanical Joint Stock Company	742 446 009	742 446 009	357 125 509	357 125 509
	Total	32 184 325 284	32 184 325 284	54 068 982 522	54 068 982 522

PREPARED BY



Doan Thi Hoa

CHIEF ACCOUNTANT



Vu Thi Minh Thanh

570
NG
PH
NH
NAC
QU

SHORT-TERM PAYABLES TO SUPPLIERS OUTSIDE TKV

As at 31 December 2025

Unit: VND

N o.	Customer	End of Period		Beginning of Period	
		Amount	Amount payable	Amount	Amount payable
A	B	1	2	3	4
I	Joint Ventures and Affiliates	-	-	-	-
II	Other Entities	181 672 702 921	181 672 702 921	219 926 061 238	219 926 061 238
	Le Chan Construction Design and Investment Consulting Joint Stock Company	102 573 299	102 573 299	58 332 273	58 332 273
	Bui Thi Hong			40 394 050	40 394 050
	Labor Newspaper			20 944 000	20 944 000
	Bateco Viet Nam Joint Stock Company	6 163 768 498	6 163 768 498		
	Joint Stock Company Consulting Design Manufacturing & Installation Of Mining Equipment			15 806 800 000	15 806 800 000
	Quang Vinh Ha Long Company Limited			21 387 567	21 387 567
	Tien Phong Newspaper			86 400 000	86 400 000
	Quang Ninh Center for Disease Control (CDC)	150 547 600	150 547 600	320 379 200	320 379 200
	Private enterprise - FPD Analyse Centre	129 882 796	129 882 796	90 382 976	90 382 976
	Journalist and Public Opinion Newspaper				
	77 GROUP Joint Stock Company	1 724 141 600	1 724 141 600	1 569 935 400	1 569 935 400
	Global Investment Construction and Trading Co., Ltd.	3 576 804 000	3 576 804 000	346 280 000	346 280 000
	DNT One Member Co., Ltd.	59 270 000	59 270 000	94 028 800	94 028 800
	Tri Quang Trading and Manufacturing Co., Ltd.	367 794 000	367 794 000		
	Cam Pha Industry Joint Stock Company			638 794 752	638 794 752
	IDT Smart Equipment Technology Joint Stock Company	478 823 200	478 823 200	1 304 229 525	1 304 229 525
	F5 Construction Mechanical Joint Stock Company			43 393 900	43 393 900
	Quang Ninh Petrolimex Branch			95 989 870	95 989 870
	CP Construction - Trading - Production - Service Co., Ltd.			3 659 800 000	3 659 800 000
	Hoang Minh Phat Quang Ninh One Member Co., Ltd.	74 934 529	74 934 529	1 122 291 060	1 122 291 060
	Thien Nien Ky Electromechanical Joint Stock Company			960 696 000	960 696 000
	SKYSOFT Online Technology Joint Stock Company	92 682 000	92 682 000	51 480 000	51 480 000
	Hong Quang 79 Trading Co., Ltd.	121 551 840	121 551 840	339 994 340	339 994 340
	An Phat Trading - Mechanical Company Limited	2 105 840 000	2 105 840 000		

N o.	Customer	End of Period		Beginning of Period	
		Amount	Amount payable	Amount	Amount payable
	Thanh Kim Trading and Investment Company Limited	984 714 840	984 714 840		
	Survey Technology & Trading Joint Stock Company			22 032 000	22 032 000
	Quang Ninh Mining Industry Trading Joint Stock Company	2 873 397 600	2 873 397 600	4 099 315 060	4 099 315 060
	Dai Yen Fish Sauce Joint Stock Copany				
	Phuc Tan Development Investment Joint Stock Company	7 671 780	7 671 780	117 465 480	117 465 480
	KC Mechanical Construction and Equipment Installation Co., Ltd.			2 358 782 766	2 358 782 766
	Duc Anh Trading & Manufacturing Service Joint Stock Company	1 398 713 400	1 398 713 400	2 114 104 930	2 114 104 930
	An Viet Forest Products Company Limited	2 874 952 710	2 874 952 710		
	Thinh Phat LTD Construct Joint Stock Company	5 334 554 580	5 334 554 580	4 986 376 813	4 986 376 813
	A Chau 68 Co., Ltd.	1 138 295 160	1 138 295 160	1 069 619 800	1 069 619 800
	VN HACO Co., Ltd.	830 308 104	830 308 104	1 080 450 160	1 080 450 160
	Truong Thuan Industry and Trading Joint Stock Company	1 737 340 000	1 737 340 000	1 882 818 000	1 882 818 000
	Phuong Dung Industrial Equipment Investment and Trading Joint Stock Company	756 540 000	756 540 000	1 948 100 000	1 948 100 000
	Hai Duong Pump Manufacturing Joint Stock Company			49 135 169	49 135 169
	Ha Long Electricity - Quang Ninh Power Company	3 415 865 966	3 415 865 966	3 748 955 278	3 748 955 278
	75 Rubber Co., Ltd.	6 147 424 800	6 147 424 800	7 146 975 600	7 146 975 600
	An Binh Multisector Equipment and Services Joint Stock Company			5 013 851 400	5 013 851 400
	Quang Ninh Environmental and Construction Consulting One Member Co., Ltd.	79 500 000	79 500 000	79 500 000	79 500 000
	Dai Duong Trading and Equipment Co., Ltd.			1 144 000 000	1 144 000 000
	Thang Long Machinery Technology and Trading Joint Stock Company	891 475 426	891 475 426	2 148 713 581	2 148 713 581
	Hai Duong Industrial Pump Joint Stock Company	5 179 381 941	5 179 381 941		
	Phuc Thanh Mechanical and Trading Joint Stock Company	832 758 300	832 758 300		
	VNNET Telecommunication Joint Stock Company	4 642 000	4 642 000	92 840 000	92 840 000
	Hoang Vu Smart Home Joint Stock Company			1 540 000 000	1 540 000 000
	Mining and Environmental Science and Technology Center	2 990 294 360	2 990 294 360	384 031 952	384 031 952
	Thien An Trading and Development Investment Joint Stock Company			91 908 000	91 908 000
	Hà Long Printing and Paper Co., Ltd.	37 810 800	37 810 800	273 672 000	273 672 000
	Minh Anh Ha Long Trading and Services Company Limited	383 567 835	383 567 835		

N o.	Customer	End of Period		Beginning of Period	
		Amount	Amount payable	Amount	Amount payable
	Vietnam Electrical Equipment Manufacturing Joint Stock Company			22 974 546	22 974 546
	Viettel Cyber Security - Branch of Viettel Group	114 000 000	114 000 000	104 500 000	104 500 000
	Ha Thanh Electromechanical Joint Stock Company	10 888 397	10 888 397	201 636 990	201 636 990
	ACC Architecture Design and Consulting Joint Stock Company	39 246 542	39 246 542	696 373 467	696 373 467
	Scientific - Technological and Environmental Services Joint Stock Company	2 684 000	2 684 000	961 548 500	961 548 500
	Duc Uniform Co., Ltd.	995 425 200	995 425 200	544 320 000	544 320 000
	Nhat An Trading and Service Development Co., Ltd.	35 988 608	35 988 608	45 416 817	45 416 817
	Northern Power Testing -Mtv Measurement Company Limited	46 568 708	46 568 708	46 568 708	46 568 708
	UBEN Import-Export and Trading Co., Ltd.	1 926 797 808	1 926 797 808	938 055 428	938 055 428
	An Phat GROUP Service Co., Ltd.	622 717 200	622 717 200	188 654 400	188 654 400
	Dai Duong Electromechanical Co., Ltd.	715 057 000	715 057 000	391 973 529	391 973 529
	Anh Duong Infrastructure Technical and Trading Joint Stock Company	1 312 073 200	1 312 073 200	1 760 000	1 760 000
	Nnk Quang Ninh Company Limited	640 656 000	640 656 000		
	Bao Ngoc Security Trading and Services Co., Ltd.			79 380 000	79 380 000
	Minh Khoi Technology Co., Ltd.			4 761 720 000	4 761 720 000
	Dong Bac HKT Investment and Development Joint Stock Company	30 103 500	30 103 500		
	Van Thai Cam Pha Trading Co., Ltd.	546 670 512	546 670 512	707 162 080	707 162 080
	Khai Dang Construction Investment and Trading Company Limited	204 184 800	204 184 800		
	Nguyen Anh Equipment and Engineering Co., Ltd.	22 598 400	22 598 400	229 548 000	229 548 000
	Hong Ha Two-Member Co., Ltd.			1 072 025 170	1 072 025 170
	Uong Bi Mechanical Joint Stock Company	535 862 880	535 862 880	2 154 651 100	2 154 651 100
	TCM Quang Ninh Co., Ltd.			1 035 224 575	1 035 224 575
	Viet Nam Meiko Machinery And Equipment Joint Stock Company	1 589 220 000	1 589 220 000		
	Nguyen Thi Hong Ngoc			1 120 817 810	1 120 817 810
	Phuong Viet Investment and Trading Co., Ltd.			235 656 000	235 656 000
	Viet Han Specialized Equipment Co., Ltd.			72 325 000	72 325 000
	Nam Tien Dat Co., Ltd.	67 195 964	67 195 964	88 780 209	88 780 209
	VTECHCONS Vietnam Co., Ltd.	48 017 475	48 017 475	258 410 460	258 410 460
	Huy Hoang Materials & Equipment Co., Ltd.	128 403 060	128 403 060	1 879 440 200	1 879 440 200
	Ben Thanh Rubber Joint Stock Company	1 679 883 300	1 679 883 300	8 883 421 200	8 883 421 200
	Truong Phat Technology and Equipment Joint Stock Company	3 886 172 920	3 886 172 920	887 360 000	887 360 000


N o.	Customer	End of Period		Beginning of Period	
		Amount	Amount payable	Amount	Amount payable
	Ngoc An Khanh Manufacturing Co., Ltd.	43 243 200	43 243 200	1 520 632 480	1 520 632 480
	BT Quang Ninh Investment Joint Stock Company	25 704 000	25 704 000	203 023 800	203 023 800
	VIMICO Spare Parts & Equipment Co., Ltd.	766 952 280	766 952 280	191 258 370	191 258 370
	Industrial Inspection Center I	341 236 800	341 236 800		
	Lam Han Binh Co., Ltd.	349 320 269	349 320 269	732 548 569	732 548 569
	Vietxanh Construction Technology And Investment Joint Stock Company	20 763 506	20 763 506		
	Quang Ninh Automotive & Mining Machinery Overhaul Joint Stock Company			668 797 794	668 797 794
	Quang Ninh Electromechanical Joint Stock Company			5 048 653 887	5 048 653 887
	VIFACO Industrial Equipment Joint Stock Company	374 948 432	374 948 432	260 145 008	260 145 008
	Quang Phong Trading & Service Joint Stock Company	21 570 549	21 570 549	88 559 999	88 559 999
	Loc Phat Quang Ninh Joint Stock Company			379 266 624	379 266 624
	Vu Van Giang	615 580 000	615 580 000	996 595 000	996 595 000
	Center for Resource and Environmental Monitoring	485 828 957	485 828 957	589 793 302	589 793 302
	Lac Hong Equipment And Services Joint Stock Company	1 013 634 000	1 013 634 000		
	Quang Ninh Transportation Joint Stock Company	14 041 272 414	14 041 272 414	1 703 456 166	1 703 456 166
	Geological Mining Materials Joint Stock Company	7 176 684 920	7 176 684 920	10 052 542 800	10 052 542 800
	Vuong Gia Investment and Development Joint Stock Company	636 693 540	636 693 540		
	Vn Technology Development Company Limited	2 704 957 487	2 704 957 487		
	Ha Long Mining Equipment Joint Stock Company			97 240 000	97 240 000
	Chien Hong Materials Company Limited	113 821 200	113 821 200		
	Minh Ngoc Materials Import-Export Joint Stock Company	151 873 800	151 873 800		
	ALPHA Viet New Technology Engineering Development Joint Stock Company	552 528 000	552 528 000		
	Ha Khanh Mining Machinery Mechanical Joint Stock Company	1 098 259 289	1 098 259 289	1 481 040 809	1 481 040 809
	ICM Vietnam Joint Stock Company	122 963 640	122 963 640	3 121 391 640	3 121 391 640
	PKF-TTG Auditing And Advisory Company Limited	64 817 770	64 817 770		
	Petrolimex Quang Ninh One Member Limited Liability Company	78 507 080	78 507 080		
	Khang Thai Technological Equipment Joint Stock Company	2 098 379 994	2 098 379 994		
	Elme Engineering Technology Joint Stock Company	750 134 000	750 134 000		

N o.	Customer	End of Period		Beginning of Period	
		Amount	Amount payable	Amount	Amount payable
	Kim Son DV & TM Investment Company Limited	41 364 000	41 364 000		
	Quang Ninh Industrial Gas Joint Stock Company	482 481 910	482 481 910	433 975 870	433 975 870
	Thanh Phuong Trading Joint Stock Company	218 133 000	218 133 000	1 813 320 000	1 813 320 000
	Au Viet Industrial Joint Stock Company			981 581 800	981 581 800
	Quang Ninh Urban Environment Investment and Development Joint Stock Company	479 556 000	479 556 000	558 108 000	558 108 000
	Company Limited Equipment Quang Ninh	766 535 600	766 535 600	2 227 976 400	2 227 976 400
	An Sinh Milk Joint Stock Company	68 409 360	68 409 360	75 712 320	75 712 320
	Company Co Khanh Car Vuong Bi	1 177 000 000	1 177 000 000	7 196 227 160	7 196 227 160
	Company Limited Forestry Ha Thanh Cong			112 473 500	112 473 500
	Company Limited One Member Lan Anh Gieng Don	900 850 600	900 850 600	197 887 910	197 887 910
	Company Limited Commercial General Minh Duc 86	18 441 000	18 441 000	2 542 063 000	2 542 063 000
	Company Joint Stock Production Business Tran Gia Phat	2 169 805 000	2 169 805 000	631 478 210	631 478 210
	Diep Minh Thu Company Limited	842 801 981	842 801 981		
	Company Limited Stationery Hanh Hoa Ha Long	263 378 700	263 378 700	639 648 356	639 648 356
	Hai Duong Pump Installation And Equipment Joint Stock Company	7 896 460	7 896 460		
	Company Limited Liability Thanh Chau	340 283 981	340 283 981	698 451 552	698 451 552
	Quang Ninh Construction and Installation Investment Joint Stock Company			188 822 031	188 822 031
	Hon gai Steel Joint Stock Company			118 557 907	118 557 907
	Company Joint Stock Van Don MAST	9 413 367	9 413 367	1 685 537 081	1 685 537 081
	NEWSTAR One Member Co., Ltd.	215 272 080	215 272 080	1 064 350 800	1 064 350 800
	Construction and Trading Mechanical Joint Stock Company			12 978 252	12 978 252
	North South Petroleum Joint Stock Company	191 592 000	191 592 000	487 850 000	487 850 000
	Hoa Chien Trading Co., Ltd.			417 048 500	417 048 500
	Ha Long General Trading Co., Ltd.			159 397 450	159 397 450
	Hoang Thi Thu Hien			49 041 720	49 041 720
	Ha Long Import Export and Trading Hatrimex Joint Stock Company			137 640 800	137 640 800
	Thanh Vinh Production, Trading and Service Joint Stock Company			967 505 000	967 505 000
	Cam Pha Electromechanical Joint Stock Company			1 869 400 000	1 869 400 000
	Vinza Joint Stock Company	868 698 000	868 698 000	425 036 160	425 036 160
	Trung Anh Mining Equipment Company Limited	1 105 390 400	1 105 390 400		
	Global Distribution & Technology Joint Stock Company	624 525 000	624 525 000	958 204 720	958 204 720

00
ITY
HÂN
AL
COM
NG

N o.	Customer	End of Period		Beginning of Period	
		Amount	Amount payable	Amount	Amount payable
	Tay An Electrical Engineering Joint Stock Company			1 668 125 660	1 668 125 660
	Mai Thi Joint Stock Company	178 902 720	178 902 720	208 358 220	208 358 220
	Uong Bi Coal Trading and Production Joint Stock Company	1 679 644 512	1 679 644 512	1 484 200 152	1 484 200 152
	Duyen Ha Food One Member Co., Ltd.	1 151 454 541	1 151 454 541	4 080 388 578	4 080 388 578
	BIZTECH Joint Stock Company	182 734 200	182 734 200	58 881 020	58 881 020
	Trinh Chau Mining Mechanical Co., Ltd.	1 533 729 600	1 533 729 600	3 873 005 500	3 873 005 500
	Cat Tuong International Cooperation & Trading Joint Stock Company			904 113 260	904 113 260
	Cam Pha Electrical Equipment Joint Stock Company	24 431 523	24 431 523	24 431 523	24 431 523
	Dong Bac Equipment Co., Ltd.	1 071 081 600	1 071 081 600	305 449 755	305 449 755
	Anh Ngan Ha Long Co., Ltd.	891 029 095	891 029 095	4 211 415 979	4 211 415 979
	Thang Long Contruction & Verber Company Limited	3 770 116 723	3 770 116 723		
	Environmental and Analytical Center			37 697 000	37 697 000
	Vietnam Electromechanical Construction and Trading Joint Stock Company			280 090 376	280 090 376
	Thang Long Construction and Engineering Joint Stock Company	523 800 000	523 800 000	173 800 000	173 800 000
	Hai Anh Nguyen One Member Co., Ltd.	578 286 000	578 286 000	2 512 566 000	2 512 566 000
	Phi Hieu Co., Ltd.			85 360 000	85 360 000
	Thien An Calendar Books Company Limited	778 680 000	778 680 000		
	ADI Trading and Automation Joint Stock Company			761 061 400	761 061 400
	Tan Co Trading & Consulting Joint Stock Company - Hai Phong Branch	420 066 000	420 066 000	557 338 254	557 338 254
	Hung Phuong One Member Trading Technology Co., Ltd.	1 214 595 309	1 214 595 309	1 125 479 180	1 125 479 180
	VNPT Quang Ninh Business Center – VNPT-Vinaphone Services Corporation Branch			582 913 196	582 913 196
	Vinh Quang Development Trading Joint Stock Company	933 571 920	933 571 920	810 156 800	810 156 800
	SEIKI Group Joint Stock Company	1 815 750 000	1 815 750 000	4 763 545 200	4 763 545 200
	Nam Son Production - Service - Trading Co., Ltd.			1 040 008 680	1 040 008 680
	VNPRO Machinery & Construction Technology Joint Stock Company			375 819 917	375 819 917
	National Center for Occupational Safety and Hygiene			290 875 000	290 875 000
	Power Engineering Services Joint Stock Company			198 321 896	198 321 896
	TVASC Vietnam Auditing Co., Ltd.			222 955 000	222 955 000
	Mining and Industry Investment Trading Joint Stock Company	922 048 000	922 048 000	1 766 762 000	1 766 762 000
	Ha Long Industrial Investment Joint Stock Company			2 381 500	2 381 500

N o.	Customer	End of Period		Beginning of Period	
		Amount	Amount payable	Amount	Amount payable
	Dong Bac Equipment and Chemicals Co., Ltd.	935 675 652	935 675 652	1 825 929 058	1 825 929 058
	Dai Viet Technology Trading Co., Ltd.	865 041 580	865 041 580	1 517 180 899	1 517 180 899
	Nguyen Duy Dien	379 165 740	379 165 740	849 415 600	849 415 600
	Cam Pha Forestry One Member Co., Ltd.			2 543 512 360	2 543 512 360
	Quang Ninh Urban Construction and Investment Joint Stock Company	898 078 329	898 078 329		
	Son Thuy Construction and Trading Co., Ltd.			179 740 366	179 740 366
	Binh Minh BOT Joint Stock Company			590 727 891	590 727 891
	BKN Ha Long Trading and Services Joint Stock Company	619 557 984	619 557 984	272 272 000	272 272 000
	Tuyet Hung Trading and Services Company Limited	112 100 306	112 100 306		
	Duc Dung Construction and Transportation Company Limited	531 432 000	531 432 000		
	Vietnam AE Investment And Construction Joint Stock Company	1 333 503 415	1 333 503 415		
	Minh Hai 316 Joint Stock Company	5 705 233 429	5 705 233 429		
	Electrical Testing 1 Joint Stock Company	1 289 784 983	1 289 784 983		
	Bach Linh Application Engineering Company Limited	756 290 600	756 290 600		
	Quang Ninh Institute of Urban Planning and Construction Design	48 756 477	48 756 477		
	Cam Pha Mechanical Industry Joint Stock Company	407 886 142	407 886 142		
	Phat Dat Technology And Trading Corporation	294 354 000	294 354 000		
	Tuan Vinh Industrial Construction And Steel Structure Joint Stock Company	264 384 000	264 384 000		
	Thai Hung Quang Ninh Construction Investment and Consulting Joint Stock Company	1 952 344 290	1 952 344 290		
	Thai Ninh Trading and Services Company Limited	5 448 344 040	5 448 344 040		
	PMC Holdings	2 493 634 375	2 493 634 375		
	Hoan My Advertising And Production Interior Company Limited	2 886 594 624	2 886 594 624		
	Tan Thinh General Trading Company Limited	585 076 000	585 076 000		
	Northern Vietnam Production and Trading Investment Company Limited	460 433 080	460 433 080		
	Mining Equipment Production and Trading Company Limited	1 608 233 000	1 608 233 000		
	NATIONAL SAFETY SOLUTION JOINT STOCK COMPANY	239 472 000	239 472 000		
	Vietnam Academy of Science and Technology	43 115 532	43 115 532		
	Vinacomin - Mineral Mechanic And Shipbuilding Joint Stock Company	9 891 588 846	9 891 588 846	14 449 842 400	14 449 842 400



N o.	Customer	End of Period		Beginning of Period	
		Amount	Amount payable	Amount	Amount payable
	Vinacomin Travel & Trading Joint Stock Company - Quang Ninh Branch	3 020 754 800	3 020 754 800	70 000 000	70 000 000
	Vinacomin - Investment Mineral And Services Joint Stock Company	325 712 920	325 712 920	12 954 298 400	12 954 298 400
	Vinacomin - Hongai Engineering Joint Stock Company	7 916 491 030	7 916 491 030	2 808 134 580	2 808 134 580
	Total	181 672 702 921	181 672 702 921	219 926 061 238	219 926 061 238

PREPARED BY



Doan Thi Hoa

CHIEF ACCOUNTANT



Vu Thi Minh Thanh

5
Đ
P
N
J
A

REPORT ON THE PERFORMANCE OF OBLIGATIONS TO THE STATE
Q4 2025

Section I: Amounts Payable

Unit: VND

No.	Item	Code	Opening Balance	Arisen during the Period		Accumulated from Beginning of Year		Closing Balance
				Payable	Paid	Payable	Paid	
A	B	C	1	2	3	4	5	6
I	Taxes (10=11+12+13+14+15+16+17+18+19)	10	53 253 106 493	121 904 923 474	141 968 303 145	596 624 343 316	616 366 463 207	33 510 986 602
1	Value-Added Tax	11	6 779 961 476	7 108 030 889	22 035 675 676	126 509 546 272	133 289 507 748	
-	Domestic Goods	11.1	6 779 961 476	7 108 030 889	22 035 675 676	126 509 546 272	133 289 507 748	
2	Special Consumption Tax	12						
3	Import and Export Tax	13						
4	Corporate Income Tax	14	8 082 295 522		975 035 411	11 033 031 230	19 115 326 752	
5	Personal Income Tax	15	1 412 926 721	2 461 718 657		16 509 191 330	17 488 103 236	434 014 815
6	Resource Tax	16	36 971 277 174	107 181 942 744	116 247 634 095	434 987 697 561	438 885 995 948	33 072 978 787
7	Property tax and Lease payment	17		5 139 166 284	2 694 785 163	7 525 532 323	7 525 532 323	
8	Environmental Protection Tax	18	6 645 600	14 064 900	15 172 800	55 344 600	57 997 200	3 993 000
9	Other Taxes	19				4 000 000	4 000 000	
II	Fees, Charges, and Other Payables	30	2 019 820 656	5 005 812 500	5 650 406 900	172 428 264 504	172 893 260 248	1 554 824 912
1	Environmental Protection Fee	31	2 019 820 656	5 005 812 500	5 650 406 900	172 428 264 504	172 893 260 248	1 554 824 912
2	Using Geological Documents Fee	32						
3	Mining Rights Fee	33						
4	Surcharges	34						
5	Various Fees and Charges	35						
6	Other Fees	36						
	Total (40=10+30)		55 272 927 149	126 910 735 974	147 618 710 045	769 052 607 820	789 259 723 455	35 065 811 514

Section II: Receivables

No.	Item	Code	Opening Balance	Arisen during the Period		Accumulated from Beginning of Year		Closing Balance
				Payable	Collected or refunded	Payable	Collected or refunded	
A	B	C	1	2	3	4	5	6
I	Taxes (10=11+12+13+14+15+16+17+18+19)	10	-	17,220,895,657	-	17,222,715,657	-	17,222,715,657
1	Value-Added Tax	11	-	-	-	-	-	-
2	Special Consumption Tax	12						-
3	Import and Export Tax	13	-	-	-	-	-	-
4	Corporate Income Tax	14		17,220,895,657		17,222,715,657		17,222,715,657
5	Personal Income Tax	15						-
6	Resource Tax	16						-
7	Property tax and Lease payment	17						-
8	Environmental Protection Tax	18						-
9	Other Taxes	19						-
II	Fees, Charges, and Other Payables	30	-	-	-	-	-	-
	Total (40=10+30)		-	17,220,895,657	-	17,222,715,657	-	17,222,715,657

PREPARED BY



Doan Thi Hoa

CHIEF ACCOUNTANT



Vu Thi Minh Thanh

Vietnam National Coal and Mineral Industries Holding Corp.,Ltd
Vinacomin - Ha Lam Coal Joint Stock Company

**INCOME OF THE BOARD OF DIRECTORS, EXECUTIVE BOARD, CHIEF
ACCOUNTANT, AND SUPERVISORY BOARD FOR 2025**

Unit: VND

Full Name	Position	Amount (VND)
Nguyen Trong Tot	Chairman of the Board (concurrent) (Until 17 Jan 2025)	15 120 000
Tran Van Cu	Chairman of the Board (concurrent) (From 17 Jan 2025)	23 760 000
Vu Ngoc Thang	Board Member/Director	800 436 178
Dinh Trung Kien	Board Member/Deputy Director	590 829 431
Nguyen Văn Som	Board Member	699 735 430
Mai Huy Trung	Board Member	386 260 000
Cao Viet Phuong	Deputy Director (Until 31 Dec 2024)	262 293 633
Do Trung Thanh	Deputy Director (From 21 Nov 2025)	15 458 947
Bui Thanh Doan	Deputy Director	673 041 854
Nguyen Van Bac	Deputy Director (From 05 Mar 2025)	359 555 650
Nguyen Le Tung	Deputy Director (From 20 Jan 2025)	502 601 782
Vu Thi Minh Thanh	Chief Accountant	658 464 070
Luong Xuan Quang	Head of Supervisory Board (concurrent)	34 080 000
Truong Ngoc Linh	Supervisory Board Member	677 399 392
Tran Thi Ngan	Supervisory Board Member (concurrent)	33 120 000
Total		5 732 156 367

PREPARED BY



Doan Thi Hoa

CHIEF ACCOUNTANT



Vu Thi Minh Thanh

