



# **INDEPENDENT AUDITOR'S REPORT ON THE FINANCIAL STATEMENTS**

**FOR THE FISCAL YEAR ENDED 31<sup>ST</sup> DECEMBER 2025**

**PHARMEDIC PHARMACEUTICAL MEDICINAL JSC**

## **CONTENTS**

<b>Contents</b>	<b>Page</b>
1. Report of the Board of Management	02 – 05
2. Independent Auditor's Report	06 – 07
3. Aggregated Balance Sheet as at 31 <sup>st</sup> December 2025	08 – 09
4. Aggregated Income Statement for the fiscal year ended 31 <sup>st</sup> December 2025	10
5. Aggregated Statement of Cash Flows for the fiscal year ended 31 <sup>st</sup> December 2025	11
6. Notes to the Aggregated Financial Statements for the fiscal year ended 31 <sup>st</sup> December 2025	12 – 38

---

## REPORT OF THE BOARD OF MANAGEMENT

The Board of Management of Pharmedic Pharmaceutical Medicinal Joint Stock Company (hereafter, referred to as “the Company”) presents this report together with the audited Aggregated financial statements of the Company for the fiscal year ended 31<sup>st</sup> December 2025.

### 1. General information of the Company

Pharmedic Pharmaceutical Medicinal Joint Stock Company, hereafter, referred to as “the Company” (the abbreviated name is PHARMEDIC JSC).

The Company operates in accordance with the initial Business Registration Certificate No. 064075 dated 09<sup>th</sup> December 1997 granted by the Department of Planning and Investment of Ho Chi Minh city and subsequent certificate changes with the 14<sup>th</sup> latest change dated 15<sup>th</sup> September 2025.

The Company is listed on the Hanoi Stock Exchange (HNX).

Stock code : PMC

Charter capital : VND 93,325,730,000.

Capital structure	Capital contribution (VND)	Proportion (%)
State-owned equity	40,543,090,000	43.44
Other shareholders' equity	52,782,640,000	56.56
<b>Total</b>	<b>93,325,730,000</b>	<b>100.00</b>

### 2. Registered office

#### ▪ Head office

Address : 367 Nguyen Trai street, Cau Ong Lanh ward, Ho Chi Minh city.

Tel. : +84 (28) 3920 0502

Fax : +84 (28) 3920 0096

Tax code : 0 3 0 0 4 8 3 0 3 7

#### ▪ Branch information (dependent-accounting branch)

Address : 3<sup>rd</sup> Floor, No. 74B, Alley 116, Nhan Hoa street, Thanh Xuan ward, Hanoi city.

Tel. : +84 (0) 907 391 119

Tax code : 0 3 0 0 4 8 3 0 3 7 – 0 0 1

#### ▪ Manufacturing factory

Address : 1/67 Nguyen Van Qua street, Dong Hung Thuan ward, Ho Chi Minh city.

### 3. Business activities

- Production of cosmetics, soaps, detergents, polishes and sanitary preparations, details: Production of cosmetics;
- Printing, details: Printing and pressing plastic, aluminum and paper packaging;
- Production of drugs, pharmaceutical chemicals and medicinal materials, details: Production of pharmaceuticals, medicinal materials and other products in the medical industry. Processing a number of raw materials (mainly from medicinal herbs to produce some traditional products);

- Wholesale of other household goods, details: Trading of pharmaceuticals, medicinal materials, cosmetics, medical supplies and other products in the medical industry;
- Production of medical, dental, orthopaedic, and rehabilitation equipment and instruments, details: Production of medical supplies;
- Production of base chemicals, details: Production of chemicals (except highly toxic chemicals), insecticidal and antibacterial products used in the household and medical fields (not produced at head office);
- Other specialized wholesale n.e.c, details: Trading of chemicals (except highly toxic chemicals), insecticidal and antibacterial products used in the household and medical fields (not produced at head office);
- Other business support service activities n.e.c, details: Joint ventures and associations with domestic and foreign individuals;
- Retail sale of medicines, medical equipment, cosmetics and hygiene supplies in specialized stores, details: Retail sale of medicines, medical equipment, medical supplies and cosmetics;
- Manufacture of other food products n.e.c, details: Production of functional foods;
- Other forms of retail n.e.c, details: Retail of functional foods;
- Technical testing and analysis, details: Storage services and medicine testing services.

#### **4. The Board of Management, the Supervisory Board, the Board of Directors and Chief Accountant**

Members of the Board of Management, the Supervisory Board, the Board of Directors and Chief Accountant of the Company during year and as of the date of this report include:

##### **4.1 The Board of Management**

<i>Full name</i>	<i>Position</i>	<i>Appointed / re-appointed date</i>	<i>Dismissed date</i>
Mr. Le Van Thinh	Chairperson	20 <sup>th</sup> April 2024	-
Mr. Le Viet Hung	Member	20 <sup>th</sup> April 2024	-
Mr. Phan Xuan Phong	Member	20 <sup>th</sup> April 2024	-
Mr. Nguyen Huy Cuong	Member	20 <sup>th</sup> April 2024	-
Mr. Nguyen Chi Thanh	Member	20 <sup>th</sup> April 2024	-
Ms Tran Dang Khoa	Member	20 <sup>th</sup> April 2024	-
Mr. Le Anh Minh	Member	20 <sup>th</sup> April 2024	-

##### **4.2 The Supervisory Board**

<i>Full name</i>	<i>Position</i>	<i>Appointed / Re-appointed date</i>	<i>Dismissed date</i>
Mr. Nguyen Tien Sy	Head of board	20 <sup>th</sup> April 2024	-
Ms Pham Thi Thuy My	Member	20 <sup>th</sup> April 2024	-
Ms Tran Thi Van	Member	20 <sup>th</sup> April 2024	-

#### **4.3 The Board of Directors and Chief Accountant**

<i>Full name</i>	<i>Position</i>	<i>Appointed / Re-appointed date</i>	<i>Dismissed date</i>
Mr. Le Viet Hung	General Director	01 <sup>st</sup> June 2024	-
Mr. Tra Quang Trinh	Deputy General Director	14 <sup>th</sup> June 2024	-
Ms Nguyen Thi Kim Tuyen	Deputy General Director	14 <sup>th</sup> June 2024	01 <sup>st</sup> January 2025
Mr. Phan Xuan Phong	Deputy General Director	14 <sup>th</sup> June 2024	-
Mr. Nguyen Chi Thanh	Deputy General Director	14 <sup>th</sup> June 2024	-
Ms Nguyen Dieu Le	Chief Accountant	14 <sup>th</sup> June 2024	-

#### **5. Legal representative**

Legal representative of the Company during year and as of the date of this report is Mr. Le Viet Hung – General Director.

#### **6. Business results**

The financial position and the business results for the fiscal year ended 31<sup>st</sup> December 2025 of the Company are expressed in the aggregated financial statements attached to this report from page 08 to page 38.

#### **7. Subsequent events**

In the opinion of the Board of Management, the Company's aggregated financial statements for the fiscal year ended 31<sup>st</sup> December 2025 would not be seriously affected by any important items, transactions, or any extraordinary events happened to the date of this report, which need any adjustments to the figures or disclosures in the aggregated financial statements.

#### **8. Auditors**

**VIETVALUES** Audit and Consulting Co., Ltd. has been assigned to perform the audit on the Company's Aggregated financial statements for the fiscal year ended 31<sup>st</sup> December 2025.

#### **9. Responsibilities of the Board of Directors**

The Board of Directors of the Company is responsible for the preparation of the aggregated financial statements to give a true and fair view on the financial position, the business results and the cash flows of the Company for the fiscal year. In order to prepare these aggregated financial statements, the Board of Directors must:

- Select appropriate accounting policies and apply them consistently;
- Make judgments and estimates reasonably and prudently;
- Announce the accounting standards to be followed for the material issues to be disclosed and explained in the aggregated financial statements;
- Prepare the aggregated financial statements of the Company on the basis of the going-concern assumption except for the cases that the going-concern assumption is considered inappropriate;
- Design and implementation of internal control systems effectively for the purpose of preparing and presenting the aggregated financial statements reasonably in order to minimize risk and fraud.

The Board of Directors ensures that all the relevant accounting books have been fully recorded and can fairly reflect the financial position of the Company at any time, and that all accounting books have been prepared in compliance with the adopted accounting regime. The Board of Directors of the Company is also responsible for protecting the Company's assets and consequently has taken appropriate measures to prevent and detect frauds and legal regulations related to the preparation and fair presentation of the aggregated financial statements.


The Board of Directors hereby ensures to comply with all the requirements above in the preparation of the aggregated financial statements.

## **10. Approving the aggregated financial statements**

The Board of Management confirms that all the accompanying aggregated financial statements. The aggregated financial statements have been properly prepared and have given a true and fair view on the financial position as at 31<sup>st</sup> December 2025, the business results and the cash flows for the fiscal year then ended of the Company, in compliance with the accounting standards, Vietnamese enterprises' accounting regime as well as legal regulations related to the preparation and fair presentation of the aggregated financial statements.

*Ho Chi Minh city, 02<sup>nd</sup> March 2026*

**For and on behalf of the Board of Management**



---

**Mr. LE VAN THINH**  
**Chairperson**





No.: 020301/26/BCKT/AUD-VVALUES

## INDEPENDENT AUDITOR'S REPORT

**To: SHAREHOLDERS, THE BOARD OF MANAGEMENT  
AND THE BOARD OF DIRECTORS  
PHARMEDIC PHARMACEUTICAL MEDICINAL JSC**

We have audited the accompanying aggregated financial statements of Pharmedic Pharmaceutical Medicinal Joint Stock Company (hereafter referred to as "the Company") prepared on 02<sup>nd</sup> March 2026, from page 08 to page 38, which comprise the aggregated Balance Sheet as at 31<sup>st</sup> December 2025, the aggregated Income Statement, the aggregated Statement of Cash Flows and the Notes to the aggregated Financial Statements for the fiscal year then ended.

### *The Board of Directors' responsibility*

The Board of Directors of the Company is responsible for the preparation and fair presentation of these aggregated financial statements in accordance with the accounting standards, Vietnamese enterprises' accounting regime as well as other related regulations and for such internal control as the Board of Directors determines is necessary to enable the preparation and presentation of aggregated financial statements that are free from material misstatement, whether due to fraud or error.

### *Auditor's responsibility*

Our responsibility is to express an opinion on these aggregated financial statements based on our audit. We conducted our audit in accordance with the Vietnamese Standards on Auditing. Those standards require that we comply with ethical requirements and plan and perform the audit to obtain reasonable assurance whether the aggregated financial statements are free from material misstatement.

An audit involves performing procedures to obtain audit evidence about the amounts and disclosures in the aggregated financial statements. The procedures selected depend on the auditor's judgment, including the assessment of the risks of material misstatement of the financial statements, whether due to fraud or error. In making those risk assessments, the auditor considers internal control relevant to the Company's preparation and fair presentation of the aggregated financial statements in order to design audit procedures that are appropriate in the circumstances, but not for the purpose of expressing an opinion on the effectiveness of the Company's internal control. An audit also includes evaluating the appropriateness of accounting policies used and the reasonableness of accounting estimates made by the Board of Directors, as well as evaluating the overall presentation of the aggregated financial statements.

We believe that the audit evidence we have obtained is sufficient and appropriate to provide a basis for our audit opinion.

**Auditor's opinion**

In our opinion, the aggregated financial statements referred to above give a true and fair view, in all material respects, of the financial position of Pharmedic Pharmaceutical Medicinal Joint Stock Company as at 31<sup>st</sup> December 2025, the business results and the cash flows for the fiscal year then ended in conformity with the accounting standards, the prevailing Vietnamese enterprises' accounting regime as well as legal regulations related to the preparation and presentation of the aggregated financial statements.

Ho Chi Minh city, 02<sup>nd</sup> March 2026.

**VIETVALUES** Audit and Consulting Co., Ltd.



**Nguyen Thanh Hong – Deputy General Director**  
Certificate of registration for  
practicing audit No. 1512-2023-071-1  
Authorized signature

**Le Thi Dieu Hien - Auditor**  
Certificate of registration for  
practicing audit No. 6307-2023-071-1

**File:**

- As above.
- **VIETVALUES.**



**AGGREGATED BALANCE SHEET**

As at 31st December 2025

Currency: VND

Code	ASSETS	Notes	Ending balance	Beginning balance
1	2	3	4	5
<b>100</b>	<b>A- CURRENT ASSETS AND SHORT-TERM INVESTMENTS</b>		<b>219,575,579,955</b>	<b>335,435,862,125</b>
<b>110</b>	<b>I. Cash and cash equivalents</b>	V.1	<b>40,564,104,864</b>	<b>60,084,311,574</b>
111	1. Cash		40,564,104,864	14,084,311,574
112	2. Cash equivalents		-	46,000,000,000
<b>120</b>	<b>II. Short-term financial investments</b>		<b>500,000,000</b>	<b>141,000,000,000</b>
123	1. Held-to-maturity investments	V.2	500,000,000	141,000,000,000
<b>130</b>	<b>III. Accounts receivable</b>		<b>66,222,733,916</b>	<b>62,795,373,353</b>
131	1. Short-term trade receivables	V.3	34,720,871,572	42,266,982,055
132	2. Short-term advance payments to suppliers	V.4	31,775,158,531	18,531,049,059
136	3. Other short-term receivables	V.5	781,298,114	3,042,130,164
137	4. Provision for doubtful debts	V.6	(1,054,594,301)	(1,044,787,925)
<b>140</b>	<b>IV. Inventories</b>	V.7	<b>103,930,108,712</b>	<b>71,119,358,870</b>
141	1. Inventories		103,930,108,712	71,119,358,870
<b>150</b>	<b>V. Other current assets</b>		<b>8,358,632,463</b>	<b>436,818,328</b>
151	1. Short-term prepaid expenses	V.8.1	3,563,540,430	435,058,327
152	2. VAT deductible		4,795,092,033	1,760,001
153	3. Tax receivables		-	-
<b>200</b>	<b>B- FIXED ASSETS AND LONG-TERM INVESTMENTS</b>		<b>125,848,483,770</b>	<b>40,403,365,490</b>
<b>210</b>	<b>I. Long-term receivables</b>		<b>-</b>	<b>-</b>
<b>220</b>	<b>II. Fixed assets</b>		<b>93,214,840,011</b>	<b>34,272,818,764</b>
221	1. Tangible fixed assets	V.9	91,217,110,307	32,058,363,300
222	- Historical cost		289,180,699,098	223,840,742,602
223	- Accumulated depreciation		(197,963,588,791)	(191,782,379,302)
227	2. Intangible fixed assets	V.10	1,997,729,704	2,214,455,464
228	- Historical cost		8,057,764,909	8,057,764,909
229	- Accumulated amortization		(6,060,035,205)	(5,843,309,445)
<b>230</b>	<b>III. Investment properties</b>		<b>-</b>	<b>-</b>
<b>240</b>	<b>IV. Non-current unfinished assets</b>		<b>2,418,130,548</b>	<b>68,689,000</b>
242	1. Construction-in-progress		2,418,130,548	68,689,000
<b>250</b>	<b>V. Long-term financial investments</b>		<b>-</b>	<b>-</b>
<b>260</b>	<b>VI. Other non-current assets</b>		<b>30,215,513,211</b>	<b>6,061,857,726</b>
261	1. Long-term prepaid expenses	V.8.2	30,215,513,211	6,061,857,726
<b>270</b>	<b>TOTAL ASSETS (270 = 100 + 200)</b>		<b>345,424,063,725</b>	<b>375,839,227,615</b>

31281  
CÔNG  
CHỨC  
TOÁN VÀ  
HƯẤN  
TP. HỒ

**PHARMEDIC PHARMACEUTICAL MEDICINAL JOINT STOCK COMPANY**

Address: 367 Nguyen Trai street, Cau Ong Lanh ward, Ho Chi Minh city.

Aggregated Balance Sheet (cont.)

As at 31st December 2025

Code	RESOURCES	Notes	Ending balance	Beginning balance
1	2	3	4	5
<b>300</b>	<b>C- LIABILITIES</b>		<b>104,568,735,717</b>	<b>86,227,405,346</b>
<b>310</b>	<b>I. Current liabilities</b>		<b>104,568,735,717</b>	<b>86,227,405,346</b>
311	1. Short-term trade payables	V.11	28,534,924,569	16,250,307,183
312	2. Short-term advance payments from customers	V.12	1,940,919,537	1,457,135,059
313	3. Tax and statutory obligations	V.13	8,065,664,348	8,228,625,615
314	4. Payables to employees	V.14	38,343,369,723	34,953,678,236
315	5. Short-term accruals	V.15	4,318,000,000	-
319	6. Other short-term payables	V.16	15,802,422,919	16,177,248,797
320	7. Short-term finance lease loans and liabilities	V.17	181,005,840	-
322	8. Bonus and welfare funds	V.18	7,382,428,781	9,160,410,456
<b>330</b>	<b>II. Non-current liabilities</b>		<b>-</b>	<b>-</b>
<b>400</b>	<b>D- OWNERS' EQUITY</b>		<b>240,855,328,008</b>	<b>289,611,822,269</b>
<b>410</b>	<b>I. Capital of the owners</b>	V.19	<b>240,855,328,008</b>	<b>289,611,822,269</b>
411	1. Owners' invested equity		93,325,730,000	93,325,730,000
411a	- Common stocks with voting rights		93,325,730,000	93,325,730,000
411b	- Preferred stocks		-	-
412	2. Surplus of share capital		972,972,000	972,972,000
418	3. Development and investment funds		93,250,277,906	93,250,277,906
421	4. Undistributed earnings after tax		53,306,348,102	102,062,842,363
421a	- Accumulated undistributed earnings after tax to the end of previous year		340,988,541	50,736,211,444
421b	- Accumulated undistributed earnings after tax in current year		52,965,359,561	51,326,630,919
<b>430</b>	<b>II. Other capital, funds</b>		<b>-</b>	<b>-</b>
<b>440</b>	<b>TOTAL RESOURCES (440 = 300 + 400)</b>		<b>345,424,063,725</b>	<b>375,839,227,615</b>

Ho Chi Minh city, 02nd March 2026.

Prepared by




TRAN MANH HUNG

Chief Accountant



NGUYEN DIEU LE

General Director



LE VIET HUNG

## AGGREGATED INCOME STATEMENT


For the fiscal year ended 31st December 2025

Currency: VND

Code	ITEMS	Notes	Current year	Previous year
1	2	3	4	5
01	1. Revenues from sale of goods and rendering of services	VI.1	547,608,342,011	498,360,089,687
02	2. Deductions	VI.2	1,041,820,508	175,096,924
10	3. Net revenues from sale of goods and rendering of services		546,566,521,503	498,184,992,763
11	4. Cost of goods sold	VI.3	323,366,798,246	310,971,555,188
20	5. Gross profit from sale of goods and rendering of services		223,199,723,257	187,213,437,575
21	6. Income from financial activities	VI.4	3,852,978,858	9,559,413,774
22	7. Expenses from financial activities	VI.5	302,465,753	-
23	- In which: Interest expenses		302,465,753	-
25	8. Selling expenses	VI.6	63,036,911,482	47,139,746,700
26	9. General & administration expenses	VI.7	62,262,932,715	49,589,737,702
30	10. Net profit/(loss) from operating activities		101,450,392,165	100,043,366,947
31	11. Other income	VI.8	1,677,088,115	329,425,028
32	12. Other expenses	VI.9	127,993,893	60,019,608
40	13. Other profit		1,549,094,222	269,405,420
50	14. Total pre-tax accounting profit		102,999,486,387	100,312,772,367
51	15. Current Corporate Income tax expenses	V.13	20,694,553,826	20,179,568,448
52	16. Deferred Corporate Income tax expenses		-	-
60	17. Profit/(loss) after corporate income tax		82,304,932,561	80,133,203,919
70	18. Gains on stock (vnd/stock)	VI.10	6,438	6,268
71	19. Diluted gains on stock (vnd/stock)	VI.11	6,438	6,268

Ho Chi Minh city, 02nd March 2026.

Prepared by



TRAN MANH HUNG

Chief Accountant



NGUYEN DIEU LE

General Director



LE VIET HUNG

## AGGREGATED STATEMENT OF CASH FLOWS

(As per Indirect Method)

For the fiscal year ended 31st December 2025

Currency: VND

Code	Items	Notes	Current year	Previous year
1	2	3	4	5
	<b>I. CASH FLOWS FROM OPERATING ACTIVITIES</b>			
01	1. Net profit/(loss) before tax		102,999,486,387	100,312,772,367
	2. Adjustments for:		7,672,012,755	1,965,898,367
02	- Depreciation and amortisation	V.9 & V.10	12,008,431,048	11,432,305,934
03	- Provisions	V.6	9,806,376	31,823,733
04	- (Gains)/Losses of unrealized exchange rate differences		(1,279,127)	(2,365,780)
05	- (Profit)/ loss from investing activity		(4,647,411,295)	(9,495,865,520)
06	- Interest expense		302,465,753	-
08	3. Operating income/(loss) before changes in working capital		110,671,499,142	102,278,670,734
09	- (Increase)/decrease in receivables		(10,769,733,214)	(14,355,954,750)
10	- (Increase)/decrease in inventory		(32,810,749,842)	(3,875,434,489)
11	- Increase/(decrease) in payables (excluding interest payable, CIT payables)		24,972,178,647	16,444,989,260
12	- Increase/(decrease) in prepaid expenses		(27,390,156,107)	(955,600,363)
14	- Interest paid		(302,465,753)	-
15	- Corporate income tax (CIT) paid	V.13	(19,714,450,555)	(21,420,968,142)
16	- Other cash inflows from operating activities		-	-
17	- Other cash outflows from operating activities	V.16	(23,946,946,733)	(24,134,568,895)
20	Net cash inflows/(outflows) from operating activities		20,709,175,585	53,981,133,355
	<b>II. CASH FLOWS FROM INVESTING ACTIVITIES</b>			
21	1. Purchase of fixed assets and other long-term assets		(79,640,835,336)	(14,754,228,919)
22	2. Proceeds from disposals of fixed assets and other long-term assets		1,201,846,128	-
23	3. Loans to other entities and payments for purchase of debt instruments of other entities	VII.1	(111,500,000,000)	(365,500,000,000)
24	4. Repayments from borrowers and proceeds from sales of debt instruments of other entities	VII.2	252,000,000,000	473,500,000,000
25	5. Payments for investments in other entities		-	-
26	6. Proceeds from sales of investments in other entities		-	-
27	7. Interest and dividends received		5,984,799,410	10,144,342,234
30	Net cash inflows/(outflows) from investing activities		68,045,810,202	103,390,113,315
	<b>III. CASH FLOW FROM FINANCING ACTIVITIES</b>			
31	1. Proceeds from issue of stocks, capital contribution of the owner		-	-
32	2. Capital redemption of the owners, the acquisition of issued stocks		-	-
33	3. Proceeds from borrowings	V.17	20,181,005,840	-
34	4. Repayments of borrowing principal	V.17	(20,000,000,000)	-
35	5. Repayments of finance lease principal		-	-
36	6. Dividends, gains paid to the owner	V.19	(108,457,477,464)	(110,541,570,326)
40	Net cash inflows/(outflows) from financing activities		(108,276,471,624)	(110,541,570,326)
50	Net cash inflows/(outflows) in year (20+30+40)		(19,521,485,837)	46,829,676,344
60	Cash and cash equivalents at the beginning of the year		60,084,311,574	13,252,269,450
61	Impact of exchange rate fluctuation		1,279,127	2,365,780
70	Cash and cash equivalents at the end of the year	V.1	40,564,104,864	60,084,311,574


Prepared by

TRAN MANH HUNG

Chief Accountant

NGUYEN DIEU LE

General Director



LE VIET HUNG

## NOTES TO THE AGGREGATED FINANCIAL STATEMENTS

### For the fiscal year ended 31<sup>st</sup> December 2025

These notes form an integral part of and should be read in conjunction with the aggregated Financial Statements for the fiscal year ended 31<sup>st</sup> December 2025 of Pharmedic Pharmaceutical Medicinal Joint Stock Company (hereafter referred as to “the Company”).

#### I. OPERATION FEATURES

##### 1. Forms of ownership

Pharmedic Pharmaceutical Medicinal Joint Stock Company is joint stock company.

Pharmedic Pharmaceutical Medicinal Joint Stock Company (the abbreviated name is PHARMEDIC JSC).

##### 2. Lines of business

Production, trade.

##### 3. Business activities

- Production and trading of pharmaceuticals, medicinal materials, cosmetics, medical supplies and other products in the medical industry;
- Joint ventures and associations with domestic and foreign organizations and individuals to process a number of raw materials (mainly from medicinal herbs to produce some traditional products);
- Printing and pressing plastic, aluminum and paper packaging;
- Production and trading of chemicals (except highly toxic chemicals), insecticidal and antibacterial products used in the household and medical fields (not produced at the head office).

##### 4. Normal business and production cycle

The Company's normal business and production cycle is within 12 months.

##### 5. The Company's operations in year affect the Aggregated financial statements

Revenue in current year increased by 9.88% compared to previous year due to higher selling prices. However, during the year, the Company has settled term deposit contracts, so income from financial activities in current year decreased significantly compared to previous year. In addition, the Company expanded its business scale (opened a branch in Hanoi), so costs from initial operating activities increased compared to previous year. From the above factors have led to pre-tax accounting profit increased by 2.68% compared to previous year.

##### 6. Employees

As at 31<sup>st</sup> December 2025, there are 516 employees who are working at the Company (there were 535 employees at the beginning of year).

#### II. ACCOUNTING PERIOD, AND REPORTING CURRENCY

##### 1. The Company's fiscal year

The fiscal year starts on 01<sup>st</sup> January and ends on 31<sup>st</sup> December of each calendar year.

These financial statements are prepared for the fiscal year from 01<sup>st</sup> January to 31<sup>st</sup> December 2025.

##### 2. Reporting currency and methods of foreign currency translation

The standard currency unit used is Vietnam Dong (VND) because the Company uses the main accounting currency unit which is Vietnam Dong (VND) for receipts and payments.

### **III. ADOPTED ACCOUNTING REGIME AND STANDARDS**

#### **1. Applicable accounting regime**

The Company has applied the Accounting Standards and the Vietnamese Corporate Accounting System in accordance with the Circular No. 200/2014/TT-BTC dated 22<sup>nd</sup> December 2014 and the Circular No. 53/2016/TT-BTC dated 21<sup>st</sup> March 2016 of the Ministry of Finance on amending and supplementing a number articles of the Circular No. 200/2014/TT-BTC as well as circulars guidance on implementing the accounting standards of the Ministry of Finance in the preparation of the aggregated Financial statements.

Whereby, the accompanying aggregated Balance Sheet, aggregated Income Statement, aggregated Statement of Cash Flows and Notes to the aggregated Financial Statements and the use of this report is not intended for subjects who are not provided information on the procedures and principles and accounting practices in Vietnam, as well as not intentionally presented the financial position, the business results and the cash flows under the procedures and principles and accounting practices widely accepted in other countries and territories outside Vietnam.

#### **2. Statement on the compliance with the Vietnamese accounting regime and standards**

The Board of Directors ensures to follow all the requirements of the accounting standards and the Vietnamese Corporate accounting system promulgating together with the Circular No. 200/2014/TT-BTC dated 22<sup>nd</sup> December 2014 and the Circular No. 53/2016/TT-BTC dated 21<sup>st</sup> March 2016 on amending and supplementing a number articles of the Circular No. 200/2014/TT-BTC as well as circulars guidance on implementing the accounting standards of the Ministry of Finance in the preparation of the aggregated Financial statements.

### **IV. ADOPTED ACCOUNTING POLICIES**

#### **1. Basic for preparing the aggregated Financial statements**

The aggregated Financial statements are prepared based on accrual accounting (excluding information related to the cash flows).

#### **2. Cash and cash equivalents**

Cash includes cash on hand, call deposits and cash in transit, monetary gold.

Cash equivalents is the short-term securities of which the due dates can not exceed 3 (three) months from the dates of the investments and the convertibility into cash is easy, and which do not have a lot of risks in the conversion into cash.

#### **3. Financial investments**

##### ***Held-to-maturity investments***

The investments are classified as held-to-maturity if the Company has both the ability and the intention to hold to maturity. Held-to-maturity investments include: term deposits (including treasury bills, promissory note) bonds, preferred stocks which the issuance party is obligated to repurchase at a specific time in the future and held-to-maturity loans for the purpose of collecting interest periodically and other held-to-maturity investments.

Principles for determining held-to-maturity investments are initially recognized at the historical costs include purchase price and expenses related to investments transactions. After initial recognition, these investments are recognized at recoverable amount. Interest income on held-to-maturity investments after the date of acquisition are recognized in Income Statement on the basis of accrual. Interest enjoyed before the Company held is deducted against the historical cost as at the date of acquisition.

When there is certainly evidence shows part of or the entire investment may not be recoverable and the loss can be determined reliably, the loss is recognized in Expenses from financial activities in year and direct reduction of investment value.



#### **4. Receivables**

Doubtful receivables are presented by book value subtracting the provisions for doubtful receivables.

Receivables are classified as trade receivables and other receivables comply with the following principles:

- Trade receivables reflect the commercial elements arising from selling - purchasing transactions between the Company and the buyer is an independent entity, include receivables from export sales under entrusted others.
- Other receivables reflect the non-commercial elements, unrelated to selling - purchasing transactions.

Provision for doubtful receivables: are prepared for each doubtful debt based on the overdue debts or the estimated losses which may arise.

Increase/Decrease in the balance of provisions for doubtful receivables must be make as at the accounting period ended and are recognized in the general & administration expenses.

#### **5. Inventories**

Inventories are recognized at the lower of their historical costs or their net realizable values.

Historical costs of inventories are determined as follows:

- Raw materials, goods: including the acquisition cost and other direct related expenses arising to obtain inventory in current status and place.
- Finished goods: including the cost of direct materials, direct labor and related factory overhead cost are allocated based on normal capacity.
- Work-in-process: including only the costs of main raw materials, direct labor and general production costs.

Net realizable values is the estimated selling price of inventory in normal operating cycle except for the estimated costs to complete and necessary to consume them.

The value of inventories are recognized at the weighted average method and recorded at the perpetual method.

Provision for devaluation of inventory is made for each item based on their costs is higher than their net realizable values. Increase/Decrease in the balance of provision for devaluation of inventory must be made as at 31<sup>st</sup> December 2025 and are recognized in the cost of goods sold.

#### **6. Prepaid expenses**

Prepaid expenses include the actual arising costs but related to the operating results of numerous accounting periods. The Company's prepaid expenses include:

##### ***Tools***

Expenses on tools being put into use are allocated into expenses in accordance with the straight line method for the maximum period of 3 years.

##### ***Repair costs of fixed assets***

Repair costs of assets arising once have great value are allocated into expenses in accordance with the straight line method within 3 years.

#### **7. Tangible fixed assets**

Tangible fixed assets are determined by the historical costs less (-) accumulated depreciation. Historical costs of tangible fixed assets include all the expenses of the company to have these fixed assets as of the dates they are ready to be put into use. Other expenses incurred subsequent to the initial recognition are included in historical costs of fixed assets only if they certainly bring more economic benefits in the future thanks to the use of these assets. Those which do not meet the above conditions will be recorded into expenses during the period.

When tangible fixed assets are disposed or liquidated, their historical costs and accumulated depreciation are written off, then any profit (or loss) generated from the liquidation is included in the income or the expenses during the period.

Tangible fixed assets are depreciated in line with straight-line method to gradually write off the historical costs of fixed assets over their estimated useful lives. The depreciation years of tangible fixed assets applied are as follows:

<b>Kinds of fixed assets</b>	<b>Years</b>
+ Buildings and structures	05 – 30
+ Machineries and equipments	06 – 10
+ Vehicles, transmissions	06 – 10
+ Management equipments, tools	03 – 08

## **8. Intangible fixed assets**

Intangible fixed assets are determined by the historical costs less (-) accumulated amortization.

Historical costs of intangible fixed assets include all the expenses of the company to have these fixed assets as of the dates they are ready to be put into use. Other expenses incurred subsequent to the initial recognition are included in expenses during the period only if they attached to the specific intangible fixed asset and bring more economic benefits thanks to the use of these assets.

When intangible fixed assets are disposed or liquidated, their historical costs and accumulated amortization are written off, then any profit (or loss) generated from the liquidation is included in the income or the expenses during the period.

The Company's intangible fixed assets include:

### ***Land-use right***

Land-use right is all actual expenses related directly to the used land, included: the payment for getting land-use right, costs of compensation, site clearance, ground leveling, registration fee ... which the Company paid. Land-use right is amortized in line with straight-line method over the period of 50 years.

### ***Software program***

Costs related to computer software programs is not an integral part of the related hardware is capitalized. Historical costs of computer software include all the expenses of the Company to pay until the date the software is put into use. Computer software is amortized in line with straight-line method from 03 to 05 years.

### ***Other intangible fixed assets***

Other intangible fixed assets is amortized in line with straight-line method to gradually write off the historical costs of fixed assets over their estimated useful lives.

## **9. Liabilities and accruals**

Liabilities and accruals are recognized for payable amounts in the future related to the received goods and services. Accruals are recognized based on the reasonable estimates of the payable amounts.

Payables are classified as trade payables, accruals, payables to employees and other payables comply with the following principles:

- Trade payables reflect the commercial elements arising from purchasing transactions of goods, services, assets and the seller is an independent entity.

- Accruals reflect the payables to the received goods and services from seller or provided to buyer but not yet paid due to do not have invoice or insufficient accounting records and vouchers and payable to employees on sabbatical salary, operating costs must be accrued.
- Payables to employees reflect payables and the payment status to employees for wages, bonus and others belonging to employees' income. The Company makes appropriation of the salary fund according to the Resolution of the Board of Management No. 38/PMC-HĐQT dated 01<sup>st</sup> August 2014 on salary coefficient rate of 56% on Total revenue minus (-) total expenses without salary.
- Other payables reflect the non-commercial elements, unrelated to selling - purchasing transactions, rendering of services.

## **10. Owners' equity**

### ***Owner's invested equity***

Owner's invested equity is recognized according to the shareholders' actual capital.

### ***Surplus of share capital***

Surplus of share capital is recognized at differences between issued actual value and the nominal value of stocks when they first issued, supplement issue, differences between re-issued value and the book value of treasury stocks and capital structure of the convertible bonds at maturity. Direct costs related to the issuance of additional stocks and the re-issuance of treasury stocks is reversed on Surplus of share capital.

### ***Other capital of the owner***

Other capital is formed by supplementing from business results, revaluation of assets and the remaining value between the fair value of donated, presented, and sponsored assets after deducting taxes payable (if any) related to these assets.

### ***Treasury stocks***

When repurchasing of stocks by the Company that issued them, the payments including transaction costs are recorded as treasury stocks and reflected as a deduction from owners' equity. When reissuing, differences between the reissue price and the book value of treasury stocks will be recorded into "Surplus of share capital".

## **11. Profit distribution**

Profit after corporate income tax is distributed to shareholders after appropriating for funds in accordance with the Charter of Parent company and subsidiaries as well as regulations and being approved by General Meeting of Shareholders.

Distribution of profits to shareholders is considered non-monetary items in undistributed earnings after tax which can affect the cash flows and ability to pay dividends such as profit from revaluation of the contributed assets, revaluation of monetary items, financial instruments and other non-monetary items.

Dividends are recorded as liabilities when being approved by General Meeting of Shareholders.

## **12. Recognition of revenues and income**

Revenues are recognized when the Company may get economic benefits that can be determined reliably. Revenues are measured at the fair value of received or receivable accounts after deducting trade discounts, sales discounts and sales returns.

### ***Revenues from sale of merchandises (functional foods, cosmetics, ...) and sales of finished pharmaceutical products of all kinds***

- Revenues from sale of merchandise, finished goods are recognized when satisfying the following conditions at the same time:

- Most of risk and benefits associated with the goods ownership are transferred to customers;
- There are no rights to manage or to control the goods;
- Revenues can be determined reliably;
- Getting or will get reliable economic benefits from providing service;
- Expenses related to providing and completing service can be determined.

***Interest***

Interest is recognized on an accrual basis, and determined on balance of savings accounts and the actual interest rates for each period.

**13. Revenue deductions**

Revenue deductions are adjusted reductions of total revenue in year which include sales discounts and sales returns.

**14. Cost of goods sold**

Cost of goods sold is total cost of goods, production costs of finished goods sold, other expenses are included or recorded reducing in the cost of goods.

**15. Expenses from financial activities**

Expenses from financial activities are the costs related to financial activities include loss on foreign exchange.

**16. Selling expenses and General & administration expenses**

Selling expenses and General & administration expenses are all costs related to the process of selling products, goods, rendering of services and general administration expenses of the Company.

**17. Transactions in foreign currencies**

The transactions in foreign currencies are converted at the actual exchange rates ruling as of the transaction dates. The balances of monetary items in foreign currencies as at 31<sup>st</sup> December 2025 are converted at the actual exchange rates ruling on this date.

Foreign exchange differences arising during year from transactions in foreign currencies are recognized in income from financial activities or expenses from financial activities. Exchange rate differences due to the revaluation of monetary items in foreign currencies as at 31<sup>st</sup> December 2025 after offsetting differences of increasing and decreasing are recognized in income from financial activities or expenses from financial activities.

Exchange rate used to convert the foreign currency transactions is the actual exchange rate as at the time when transactions are incurred. The actual exchange rate of the foreign currency transactions is determined as follows:

- For receivables: buying exchange rate of the commercial bank where the Company indicated for the customer's payment at the time when transactions are incurred.
- For liabilities: selling exchange rate of the commercial bank where the Company is expected to deal at the time when transactions are incurred.
- For the purchase transactions of assets or expenses are paid immediately in foreign currencies (not via the payable accounts): buying exchange rate of the bank where the Company implements the payment.

Exchange rate used to revalue balances of the monetary items in foreign currencies as at 31<sup>st</sup> December 2025 is determined comply with the following principles:

- For the monetary items in foreign currencies is classified as cash in banks, other assets: foreign currency buying exchange rate as at 31<sup>st</sup> December 2025 of Joint Stock Commercial Bank for Foreign Trade of Viet Nam (Vietcombank) is 26,007 VND/USD (the exchange rate at the beginning of the year was 25,251 VND/USD).
- For the monetary items in foreign currencies is classified as liabilities: foreign currency selling exchange rate as at 31<sup>st</sup> December 2025 of Joint Stock Commercial Bank for Foreign Trade of Viet Nam (Vietcombank) is 26,377 VND/USD (the exchange rate at the beginning of the year was 25,551 VND/USD).

## **18. Corporate income tax**

Corporate income tax expenses include current corporate income tax and deferred corporate income tax.

### **▪ Current Corporate income tax**

Current corporate income tax expense is recognized based on taxable income. Taxable income is different from accounting profit due to the adjustments of temporary differences between tax and accounting figures as well as those of non-taxable or non-deductible income and expenses.

### **▪ Deferred Corporate income tax**

Deferred income tax is the amount of corporate income tax payable or refundable due to temporary differences between book values of assets and liabilities serving the preparation of the financial statements and the values for tax purposes. Deferred income tax liabilities are recognized for all the temporary taxable differences. Deferred income tax assets are recorded only when there is an assurance on the availability of taxable income in the future against which the temporarily deductible differences can be used.

Book values of deferred corporate income tax assets are considered at the balance sheet dates and will be reduced to the rates that ensure enough taxable income against which the benefits from a part of or all of the deferred income tax can be used. Deferred corporate income tax assets are not yet recorded in before that will be reconsidered as at the accounting period ended and recorded when being reliably taxable profit to be able to use deferred income tax assets.

Deferred income tax assets and deferred income tax liabilities are determined at the estimated rates to be applied in the year when the assets are recovered or the liabilities are settled based on the effective tax rates as of the balance sheet date. Deferred income tax is recognized in the income statement. In the case that deferred income tax is related to the items of the owner's equity, corporate income tax will be included in the owner's equity of the company.

Deferred income tax assets and deferred income tax liabilities should be offset when:

- The Company has a legal right to implement the offset of current income tax assets and current income tax payable; and
- Those deferred income tax assets and deferred income tax payable related to corporate income tax is administered by the same tax authority:
  - For the same taxable entity; or
  - The Company intends to pay current income tax payable and current income tax assets on the basis of net or recover assets at the same time with the payment of liabilities in each future period when the significant deferred income tax payable or deferred income tax assets to be paid or recovered.

## 19. Related parties

A party is considered as a related party of the company in case that party is able to control the company or to cause material effects on the financial decisions as well as the operations of the company. A party is also considered a related party of the company in case that party is under common control or significant influence.

In considering each possible related party relationship, attention is directed to the substance of the relationship, and not merely the legal form.

## 20. Segment Reporting

A business segment is a distinguishable component of an enterprise that is engaged in providing an individual product or service or a group of related products or services and that is subject to risks and returns that are different from those of other business segments.

A geographical segment is a distinguishable component of an enterprise that is engaged in providing products or services within a particular economic environment and that is subject to risks and returns that are different from those of components operating in other economic environments.

## V. ADDITIONAL INFORMATION FOR ITEMS SHOWN IN THE AGGREGATED BALANCE SHEET (Currency: VND)

### 1. Cash and cash equivalents

Code	Items	Ending balance	Beginning balance
1.1	Cash on hand	562,362,624	461,275,850
1.2	Cash in banks (*)	40,001,742,240	13,623,035,724
1.3	Cash and cash equivalents	-	46,000,000,000
<b>Total</b>		<b>40,564,104,864</b>	<b>60,084,311,574</b>

(\*) In which, the current account at Vietnam Joint Stock Commercial Bank For Industry And Trade (VietinBank) with amount of VND 60,000,000 is being used as collateral for the Company's loan at the bank (refer to the Notes No. V.17).

### 2. Held-to-maturity investments

Details are as follows (\*):

	Ending balance	Beginning balance
- Term deposits at Joint Stock Commercial Bank for Foreign Trade of Viet Nam (Vietcombank)	500,000,000	12,500,000,000
- Term deposits at Vietnam Joint Stock Commercial Bank For Industry And Trade (VietinBank)	-	70,000,000,000
- Term deposits at Southeast Asia Commercial Joint Stock Bank (SeABank)	-	47,000,000,000
- Term deposits at Vietnam Bank for Agriculture and Rural Development (Agribank)	-	11,500,000,000
<b>Total</b>	<b>500,000,000</b>	<b>141,000,000,000</b>

(\*) These are 12-month term deposits at banks.

### 3. Short-term trade receivables

These are mainly short-term receivables for the consumption of finished pharmaceutical products.

Details are as follows:

	Ending balance	Beginning balance
<b>Short-term receivables from related parties</b>	<b>11,096,100,378</b>	<b>19,876,415,247</b>
- Saigon Pharmaceutical Co., Ltd. and branches	11,096,100,378	19,876,415,247
<b>Short-term receivables from other customers</b>	<b>23,624,771,194</b>	<b>22,390,566,808</b>
- FPT Long Chau Pharma JSC	3,278,225,700	2,691,150,948
- Others	20,346,545,494	19,699,415,860
<b>Total (*)</b>	<b>34,720,871,572</b>	<b>42,266,982,055</b>

(\*) In which, doubtful debts with amount of VND 1,032,617,646 and overdue debts, late payment with amount of VND 36,861,648.

### 4. Short-term advance payments to suppliers

These are mainly short-term advance payments to suppliers for purchase of raw materials and equipment for production.

Details are as follows:

	Ending balance	Beginning balance
<b>Short-term advance payments to related parties</b>	<b>-</b>	<b>-</b>
<b>Short-term advance payments to other suppliers</b>	<b>31,775,158,531</b>	<b>18,531,049,059</b>
- Hoa Phat Technical Trading Service Co., Ltd.	7,202,744,607	1,816,702,815
- FPT IS Co., Ltd.	6,528,000,000	-
- Mika Technology Co., Ltd.	4,305,230,784	-
- Others	13,739,183,140	16,714,346,244
<b>Total</b>	<b>31,775,158,531</b>	<b>18,531,049,059</b>

(\*) The Company had no doubtful receivables during year.

### 5. Other short-term receivables

	Ending balance		Beginning balance	
Details are as follows:	Amount	Provision	Amount	Provision
<b>Receivables from related parties</b>	<b>-</b>	<b>-</b>	<b>-</b>	<b>-</b>
<b>Receivables from other organizations and individuals</b>	<b>781,298,114</b>	<b>-</b>	<b>3,042,130,164</b>	<b>-</b>
- Accrued interest on term deposits	1,684,932	-	2,540,919,175	-
- Advances	328,399,862	-	280,886,696	-
- Others	451,213,320	-	220,324,293	-
<b>Total</b>	<b>781,298,114</b>	<b>-</b>	<b>3,042,130,164</b>	<b>-</b>

## 6. Bad debts

	Ending balance		Beginning balance	
	Historical cost	Recoverable value	Historical cost	Recoverable value
<b>Other organizations and individuals</b>				
- DOQ Pharma Company	673,833,638	-	673,833,638	-
- Van Phuc Pharma Co., Ltd.	40,083,100	-	55,084,401	-
- Kien Giang Pharmaceutical and Medical Supplies JSC	234,872,958	-	234,872,958	25,560,874
- Others	120,689,598	14,884,993	185,187,634	78,629,832
<b>Total</b>	<b>1,069,479,294</b>	<b>14,884,993</b>	<b>1,148,978,631</b>	<b>104,190,706</b>

*The movement on provision for doubtful debts is as follows:*

	Current year	Previous year
Beginning balance	(1,044,787,925)	(1,012,964,192)
Make provision	(50,663,804)	(31,823,733)
Reversal of provision	40,857,428	-
<b>Ending balance</b>	<b>(1,054,594,301)</b>	<b>(1,044,787,925)</b>

## 7. Inventories

	Ending balance		Beginning balance	
	Historical cost	Provision	Historical cost	Provision
7.1 Raw materials	44,716,722,244	-	23,403,160,904	-
7.2 Tools	687,319,418	-	806,516,468	-
7.3 Work-in-process	26,835,397,670	-	10,191,552,710	-
7.4 Finished goods	30,627,748,911	-	34,228,423,181	-
7.5 Merchandises	1,062,920,469	-	2,489,705,607	-
<b>Total</b>	<b>103,930,108,712</b>	<b>-</b>	<b>71,119,358,870</b>	<b>-</b>

### **Raw materials**

These are mainly raw materials used for pharmaceutical production.

### **Work-in-process**

These are raw materials for the production of unfinished products and packaging processing.

### **Finished goods**

These are mainly finished pharmaceutical products.

### Merchandises

These are mainly functional foods, medicines of all kinds.

## 8. Prepaid expenses

### 8.1 Short-term prepaid expenses

Details are as follows:

	Ending balance	Beginning balance
- Insurance costs of all kinds	-	323,138,275
- Others	3,563,540,430	111,920,052
<b>Total</b>	<b>3,563,540,430</b>	<b>435,058,327</b>

#### The movement on short-term prepaid expenses:

	Curent year	Previous year
Beginning balance	435,058,327	453,285,915
Increase during year	6,346,115,673	3,812,536,635
Allocation during year	(3,217,633,570)	(3,830,764,223)
<b>Ending balance</b>	<b>3,563,540,430</b>	<b>435,058,327</b>

### 8.2 Long-term prepaid expenses

Details are as follows:

	Ending balance	Beginning balance
- Repair costs	24,941,153,194	3,489,595,679
- Others	5,274,360,017	2,572,262,047
<b>Total</b>	<b>30,215,513,211</b>	<b>6,061,857,726</b>

#### The movement on long-term prepaid expenses:

	Curent year	Previous year
Beginning balance	6,061,857,726	5,156,718,775
Increase during year	38,256,396,131	4,912,182,709
Allocation during year	(14,102,740,646)	(4,007,043,758)
<b>Ending balance</b>	<b>30,215,513,211</b>	<b>6,061,857,726</b>

**PHARMEDIC PHARMACEUTICAL MEDICINAL JOINT STOCK COMPANY**

Address: 367 Nguyen Trai street, Cau Ong Lanh ward, Ho Chi Minh city.

Notes to the aggregated Financial Statements (cont.)

For the fiscal year ended 31<sup>st</sup> December 2025**9. Tangible fixed assets**

Details of the movement on tangible fixed assets are as follows:

Items	Buildings, structures	Machineries & equipments	Vehicles	Management equipments & other fixed assets	Total
<b>I. Historical cost</b>					
<b>1. Beginning balance</b>	<b>32,966,082,017</b>	<b>160,971,788,350</b>	<b>24,581,109,782</b>	<b>5,321,762,453</b>	<b>223,840,742,602</b>
2. Increase during year	355,642,358	61,677,115,253	1,019,800,000	7,897,894,684	70,950,452,295
- Increase due to new procurement	355,642,358	61,677,115,253	1,019,800,000	7,897,894,684	70,950,452,295
3. Decrease during year	-	1,322,395,070	4,288,100,729	-	5,610,495,799
- Liquidation, disposals	-	1,322,395,070	4,288,100,729	-	5,610,495,799
<b>4. Ending balance</b>	<b>33,321,724,375</b>	<b>221,326,508,533</b>	<b>21,312,809,053</b>	<b>13,219,657,137</b>	<b>289,180,699,098</b>
<i>In which:</i>					
<i>fully-depreciated but still be used</i>	<i>19,844,630,412</i>	<i>94,624,019,295</i>	<i>17,369,187,152</i>	<i>2,441,334,271</i>	<i>134,279,171,130</i>
<b>II. Depreciation</b>					
<b>1. Beginning balance</b>	<b>29,292,507,154</b>	<b>136,928,209,178</b>	<b>21,509,066,372</b>	<b>4,052,596,598</b>	<b>191,782,379,302</b>
2. Increase during year	670,241,189	9,358,657,244	1,002,007,061	760,799,794	11,791,705,288
- Depreciation during year	670,241,189	9,358,657,244	1,002,007,061	760,799,794	11,791,705,288
3. Decrease during year	-	1,322,395,070	4,288,100,729	-	5,610,495,799
- Liquidation, disposals	-	1,322,395,070	4,288,100,729	-	5,610,495,799
<b>4. Ending balance</b>	<b>29,962,748,343</b>	<b>144,964,471,352</b>	<b>18,222,972,704</b>	<b>4,813,396,392</b>	<b>197,963,588,791</b>
<b>III. Net book value</b>					
<b>1. Beginning balance</b>	<b>3,673,574,863</b>	<b>24,043,579,172</b>	<b>3,072,043,410</b>	<b>1,269,165,855</b>	<b>32,058,363,300</b>
<b>2. Ending balance</b>	<b>3,358,976,032</b>	<b>76,362,037,181</b>	<b>3,089,836,349</b>	<b>8,406,260,745</b>	<b>91,217,110,307</b>

## 10. Intangible fixed assets

Details of the movement on intangible fixed assets are as follows:

Items	Land-use right (*)	Accounting software	Other intangible fixed assets	Total
<b>I. Historical cost</b>				
<b>1. Beginning balance</b>	<b>2,916,105,767</b>	<b>3,849,899,609</b>	<b>1,291,759,533</b>	<b>8,057,764,909</b>
2. Increase during year	-	-	-	-
3. Decrease during year	-	-	-	-
<b>4. Ending balance</b>	<b>2,916,105,767</b>	<b>3,849,899,609</b>	<b>1,291,759,533</b>	<b>8,057,764,909</b>
<i>In which: fully-amortized assets but still be used</i>	-	2,629,649,609	1,258,426,200	3,888,075,809
<b>II. Amortization</b>				
<b>1. Beginning balance</b>	<b>874,831,725</b>	<b>3,687,829,297</b>	<b>1,280,648,423</b>	<b>5,843,309,445</b>
2. Increase during year	58,322,115	150,070,312	8,333,333	216,725,760
- Amortization during year	58,322,115	150,070,312	8,333,333	216,725,760
3. Decrease during year	-	-	-	-
<b>4. Ending balance</b>	<b>933,153,840</b>	<b>3,837,899,609</b>	<b>1,288,981,756</b>	<b>6,060,035,205</b>
<b>III. Net book value</b>				
<b>1. Beginning balance</b>	<b>2,041,274,042</b>	<b>162,070,312</b>	<b>11,111,110</b>	<b>2,214,455,464</b>
<b>2. Ending balance</b>	<b>1,982,951,927</b>	<b>12,000,000</b>	<b>2,777,777</b>	<b>1,997,729,704</b>

(\*) This is the value of land-use rights of a land plot with an area of 591.5 m<sup>2</sup>, 50-year use term, located in Dong Hung Thuan ward, Ho Chi Minh city, according to the Certificate of land-use right No. A0 830648 dated 07<sup>th</sup> December 2009 issued by the Ho Chi Minh city Department of Natural Resources and Environment.

## 11. Short-term trade payables

Details are as follows:

	Ending balance	Beginning balance
<b>Short-term trade payables to related parties</b>	-	-
<b>Short-term trade payables to others</b>	<b>28,534,924,569</b>	<b>16,250,307,183</b>
- Tan Phu Sai Gon JSC	3,968,523,007	-
- ATP Packaging JSC	3,425,621,760	397,977,840
- Saigon Pharmaceutical Co., Ltd.	2,271,961,944	1,478,866,032
- Toan Thinh Plastic Production Trading Service Co., Ltd.	2,058,589,620	1,156,053,600
- Others	16,810,228,238	15,094,253,583
<b>Total</b>	<b>28,534,924,569</b>	<b>16,250,307,183</b>

The Company has no unpaid overdue debts in year.

**PHARMEDIC PHARMACEUTICAL MEDICINAL JOINT STOCK COMPANY**

Address: 367 Nguyen Trai street, Cau Ong Lanh ward, Ho Chi Minh city.

Notes to the aggregated Financial Statements (cont.)

For the fiscal year ended 31<sup>st</sup> December 2025**12. Short-term advance payments from customers**

This is the advance payment from customers to purchase finished pharmaceutical products.

**13. Tax and statutory obligations**

	Beginning balance		Arising during year		Ending balance	
	Payable	Receivable	Payable	Already paid	Payable	Receivable
- Value added tax (VAT) on local sales	457,094,831	-	6,000,932,838	(6,458,027,669)	-	-
- Value added tax (VAT) on imports	-	-	1,921,141,736	(1,921,141,736)	-	-
- Corporate income tax (CIT)	6,579,568,447	-	20,694,553,826	(19,714,450,555)	7,559,671,718	-
- Personal income tax (PIT)	1,191,637,617	-	5,360,649,259	(6,046,616,806)	505,670,070	-
- Resource tax	324,720	-	3,579,840	(3,582,000)	322,560	-
- Housing land tax, land rent	-	-	4,173,312,803	(4,173,312,803)	-	-
- Others	-	-	100,743,783	(100,743,783)	-	-
<b>Total</b>	<b>8,228,625,615</b>	<b>-</b>	<b>38,254,914,085</b>	<b>(38,417,875,352)</b>	<b>8,065,664,348</b>	<b>-</b>

**Value added tax (VAT)**

The Company pay value added tax in accordance with deduction method. Value added tax rates are as follows:

- |   |     |
|---|-----|
| - Value added tax rate on consumption of finished products, goods, and raw materials that are pharmaceuticals               | 5%  |
| - Value added tax rate on consumption of scrap, liquidation of fixed assets and other products that are not pharmaceuticals | 10% |

**Import - Export duties**

The Company has declared and paid under the Notification of Customs.

**Corporate income tax ("CIT")**

The Company must pay corporate income tax on taxed income at the rate of 20%.

Estimated corporate income tax (CIT) payable during the year is as follows:

	Current year	Previous year
Total pre-tax accounting profit	102,999,486,387	100,312,772,367
Increase/ Decrease adjustments of accounting profit to determine profit subject to corporate income tax:		
- Increase adjustments	298,872,200	585,069,868
- Decrease adjustments		-
Taxable income	103,298,358,587	100,897,842,235
Corporate income tax (CIT) rate	20%	20%

**PHARMEDIC PHARMACEUTICAL MEDICINAL JOINT STOCK COMPANY**

Address: 367 Nguyen Trai street, Cau Ong Lanh ward, Ho Chi Minh city.

Notes to the aggregated Financial Statements (cont.)

For the fiscal year ended 31<sup>st</sup> December 2025

	Current year	Previous year
<b>Corporate income tax payable</b>	<b>20,659,671,718</b>	<b>20,179,568,448</b>
<b>Adjusted CIT payable of previous year <sup>(*)</sup></b>	<b>34,882,108</b>	<b>-</b>
<b>Total corporate income tax (CIT) payable</b>	<b>20,694,553,826</b>	<b>20,179,568,448</b>

<sup>(\*)</sup> According to the Decision No. 4412/QĐ-XPHC dated 27<sup>th</sup> November 2025, of the Ho Chi Minh City Tax Department.

**Housing land tax**

Land rent is paid under the notice of the Tax department.

**Other taxes**

The Company has declared and paid under regulations.

**14. Payables to employees**

	Ending balance	Beginning balance
Wages payable	35,720,697,971	32,499,477,255
Mid-shift meal allowance	2,224,997,252	2,056,453,481
Other payments to employees	397,674,500	397,747,500
<b>Total</b>	<b>38,343,369,723</b>	<b>34,953,678,236</b>

The Company makes appropriation of the salary fund according to the Resolution of the Board of Management No. 38/PMC-HĐQT dated 01<sup>st</sup> August 2014 on salary coefficient rate of 56% on Total revenue minus (-) total expenses without salary.

**15. Short-term accruals**

This is a sales bonus to customers who achieve sales targets according to the company's business policy.

**16. Other short-term payables**

Details are as follows:

	Ending balance	Beginning balance
<b>Payables to related parties</b>	<b>-</b>	<b>-</b>
<b>Payables to other organizations and individuals</b>	<b>15,802,422,919</b>	<b>16,177,248,797</b>
- Social insurance, health insurance, unemployment insurance, trade union's expenditures	-	-
- Deposits, mortgages	351,000,000	928,100,000
- Dividends payable	15,240,981,474	14,805,997,174
- Others	210,441,445	443,151,623
<b>Total</b>	<b>15,802,422,919</b>	<b>16,177,248,797</b>

**PHARMEDIC PHARMACEUTICAL MEDICINAL JOINT STOCK COMPANY**

Address: 367 Nguyen Trai street, Cau Ong Lanh ward, Ho Chi Minh city.

Notes to the aggregated Financial Statements (cont.)

For the fiscal year ended 31<sup>st</sup> December 2025**17. Short-term finance lease loans and liabilities**

This is a loan from Vietnam Joint Stock Commercial Bank For Industry And Trade (VietinBank) - Branch in Ho Chi Minh city according to the Credit Limit Contract No. 25.300017195/2025-HĐCVHM/NHCT900-PMC dated 25<sup>th</sup> November 2025. Loan purpose: payment for goods and services used in production and business activities. Loan term is 6 months from the date of signing the contract, interest rate on each debt receipt. The collateral is the checking account at Vietnam Joint Stock Commercial Bank For Industry And Trade (VietinBank) with amount of VND 60,000,000 (refer to the Notes No. V.1).

*The movement on short-term finance lease loans and liabilities during year as follows:*

	Beginning balance	Loan amount arising	Loan amount already paid during year	Ending balance
Short-term loans from banks	-	20,181,005,840	(20,000,000,000)	181,005,840
<b>Total</b>	<b>-</b>	<b>20,181,005,840</b>	<b>(20,000,000,000)</b>	<b>181,005,840</b>

**18. Bonus and welfare funds**

	Beginning balance	Increase due to make appropriate from profit (*)	Spending during year	Ending balance
Bonus fund	5,505,848,319	12,316,980,588	(10,850,466,251)	6,972,362,656
Welfare fund	3,080,752,372	5,748,324,274	(9,376,704,132)	(547,627,486)
Bonus fund for the Executive Management Board	573,809,765	4,103,660,196	(3,719,776,350)	957,693,611
<b>Total</b>	<b>9,160,410,456</b>	<b>22,168,965,058</b>	<b>(23,946,946,733)</b>	<b>7,382,428,781</b>

(\*) In which, the Company temporarily makes appropriation of Bonus and welfare funds and Bonus fund for the Executive Management Board at rate of 90% compared to the planned rate in 2025.

## 19. Owners' equity

### 19a. The movement on the owners' equity

Items	Owners' invested equity	Surplus of share capital	Development and investment funds	Undistributed earnings after tax	Total
A	1	2	3	4	5
<b>For the fiscal year ended 31<sup>st</sup> December 2024</b>					
As at 01 <sup>st</sup> January 2024	93,325,730,000	972,972,000	194,975,323,606	53,922,867,745	343,196,893,351
- Increase during year	-	-	-	181,858,249,619	181,858,249,619
+ Increase from business results	-	-	-	80,133,203,919	80,133,203,919
+ Increase from reversal of Development investment funds	-	-	-	101,725,045,700	101,725,045,700
- Decrease during year	-	-	(101,725,045,700)	(133,718,275,001)	(235,443,320,701)
+ Make appropriation of funds	-	-	-	(21,727,399,001)	(21,727,399,001)
+ Reversal of Development investment funds	-	-	(101,725,045,700)	-	(101,725,045,700)
+ Dividend distribution	-	-	-	(111,990,876,000)	(111,990,876,000)
As at 31 <sup>st</sup> December 2024	93,325,730,000	972,972,000	93,250,277,906	102,062,842,363	289,611,822,269
<b>For the fiscal year ended 31<sup>st</sup> December 2025</b>					
As at 01 <sup>st</sup> January 2025	93,325,730,000	972,972,000	93,250,277,906	102,062,842,363	289,611,822,269
- Increase during year	-	-	-	82,304,932,561	82,304,932,561
+ Increase from business results	-	-	-	82,304,932,561	82,304,932,561
- Decrease during year	-	-	-	(131,061,426,822)	(131,061,426,822)
+ Make appropriation of funds	-	-	-	(22,168,965,058)	(22,168,965,058)
+ Dividend distribution	-	-	-	(108,892,461,764)	(108,892,461,764)
As at 31 <sup>st</sup> December 2025	93,325,730,000	972,972,000	93,250,277,906	53,306,348,102	240,855,328,008



**PHARMEDIC PHARMACEUTICAL MEDICINAL JOINT STOCK COMPANY**

Address: 367 Nguyen Trai street, Cau Ong Lanh ward, Ho Chi Minh city..

Notes to the aggregated Financial Statements

For the fiscal year ended 31<sup>st</sup> December 2025**19b. Details of the owners' invested equity**

	<b>Proportion (%)</b>	<b>Ending balance</b>	<b>Beginning balance</b>
- State-owned equity (Saigon Pharmaceutical Co., Ltd.)	43.44	40,543,090,000	40,543,090,000
- PVI Infrastructure Investment Fund (PIF Fund)	21.64	20,195,687,972	-
- Other shareholders' equity	34.92	32,586,952,028	52,782,640,000
<b>Total</b>	<b>100,00</b>	<b>93,325,730,000</b>	<b>93,325,730,000</b>

**19c. Transactions on capital with owners and distribution of dividends and profit**

	<b>Current year</b>	<b>Previous year</b>
- Owners' invested equity		
+ Beginning balance	93,325,730,000	93,325,730,000
+ Increase in year	-	-
+ Decrease in year	-	-
+ Ending balance	93,325,730,000	93,325,730,000
- Dividends and profit already distributed in 2024	99,559,888,764	60,661,724,500
- Dividends and profit already distributed in 2025	9,332,573,000	51,329,151,500
- Dividends and profit already paid	(108,457,477,464)	(110,541,570,326)

**19d. Stocks**

	<b>Ending balance</b>	<b>Beginning balance</b>
- Number of stocks being registered to issue	9,332,573	9,332,573
- Number of stocks already issued / public offering	9,332,573	9,332,573
+ Common stocks	9,332,573	9,332,573
+ Preferred stocks	-	-
- Number of buy-back stocks	-	-
- Number of treasury shares already issued	-	-
- Number of outstanding stocks	9,332,573	9,332,573
+ Common stocks	9,332,573	9,332,573
+ Preferred stocks	-	-
- Nominal value of outstanding stocks (VND/stock)	10,000	10,000

**19e. Details of profit distribution**

- The Company has distributed the remaining profit in 2024 according to the Resolution of the 2025 Annual General Meeting of Shareholders No. 37/NQ-DHĐCĐ-PMC dated 19<sup>th</sup> April 2025 and distributed profit from the reversal of Development investment funds according to the Resolution No. 98/NQ-DHĐCĐ-PMC dated 11<sup>th</sup> November 2024 as follows:

- Dividends paid to shareholders	:	99,559,888,764
- Make appropriation of Bonus and welfare funds	:	2,161,965,058
<b>Total</b>		<b>101,721,853,822</b>

- The Company temporarily distributes the profit in 2025: temporarily distributes dividends according to the Resolution of the 2025 Annual General Meeting of Shareholders No. 37/NQ-DHĐCĐ-PMC dated 19<sup>th</sup> April 2025 and temporarily makes appropriation of Bonus and welfare funds and Remuneration fund of the Board of Management at rate of 90% compared to the planned rate in 2025. (the planned rate of making appropriation of Bonus and welfare funds and Remuneration fund of the Board of Management in 2025 is 24.31%)

- Dividends paid to shareholders	:	9,332,573,000
- Make appropriation of Bonus and welfare funds and Remuneration of the Board of Management	:	20,007,000,000
<b>Total</b>		<b>29,339,573,000</b>

**20. Off-balance sheet items**

**20a. Foreign currencies**

	<b>Ending balance</b>	<b>Beginning balance</b>
United States Dollar (USD)	1,548.58	1,608.28

**20b. Bad debts written off**

	<b>Ending balance</b>	<b>Beginning balance</b>
Khang Nhan Pharmaceutical Co., Ltd.	175,838,789	175,838,789
Bac Lieu Pharmaceutical JSC	173,755,550	173,755,550
ADMK Pharmaceutical JSC	153,157,961	153,157,961
Công ty TNHH MTV Apharco	138,344,268	138,344,268
ADMK Bac Lieu Pharmaceutical JSC - Tay Ninh branch	124,771,171	124,771,171
Anh Minh General Hospital Co., Ltd.	18,777,668	18,777,668
Da Khoa Phuoc Son Co., Ltd.	4,574,010	4,574,010
Quang Ngai Pharmaceutical - Medical Supplies State-owned Co., Ltd.	27,489,442	27,489,442
Quang Trung Pharmaceutical Co., Ltd.	16,869,797	16,869,797
Net Van Phuc Medical Center Corporation	14,274,887	14,274,887
<b>Total</b>	<b>847,853,543</b>	<b>847,853,543</b>

**20c. Assets under lease**

Total minimum land rent payable in the future under irrevocable operating lease for each term (\*) are as follows:

	<b>Ending balance</b>	<b>Beginning balance</b>
From 1 year or less	4,629,778,156	4,629,778,156
Over 1 year to 5 years	23,148,890,778	23,148,890,778
Over 5 years	124,195,564,063	128,825,342,219
<b>Total</b>	<b>151,974,232,997</b>	<b>156,604,011,153</b>

(\*) This is the land rent of the State at No. 367 Nguyen Trai street, Nguyen Cu Trinh ward, district 1, Ho Chi Minh city, the rental period until 26<sup>th</sup> October 2058 according to the Land Lease Agreement No. 547/HĐ-TNMT-ĐKKTĐ dated 20<sup>th</sup> January 2009 and at No. 167 Dong Hung Thuan B, district 12, the rental period until 30<sup>th</sup> September 2058 according to the Contract No. 9837/HĐ-TNMT-ĐKKTĐ dated 01<sup>st</sup> December 2008.

**VI. ADDITIONAL INFORMATION FOR ITEMS SHOWN IN THE AGGREGATED INCOME STATEMENTS (Currency: VND)**

**1. Revenues from sale of goods and rendering of services**

**1.1 Total revenues from sale of goods and rendering of services**

Details are as follows:

	<b>Current year</b>	<b>Previous year</b>
- Sale of finished goods	539,452,265,166	490,425,795,167
- Sale of merchansises	8,156,076,845	7,934,294,520
<b>Total</b>	<b>547,608,342,011</b>	<b>498,360,089,687</b>

**1.2 Revenues from sale of goods and rendering of services to related parties**

Details are as follows:

	<b>Current year</b>	<b>Previous year</b>
- Sale of merchansises	54,671,628,142	65,951,014,383
<b>Total</b>	<b>54,671,628,142</b>	<b>65,951,014,383</b>

**2. Revenue deductions**

Details are as follows:

	<b>Current year</b>	<b>Previous year</b>
- Finished goods returned, trade discounts	1,041,820,508	175,096,924
<b>Total</b>	<b>1,041,820,508</b>	<b>175,096,924</b>

**3. Cost of goods sold**

Details are as follows:

	<b>Current year</b>	<b>Previous year</b>
- Finished goods	317,884,130,946	304,993,181,044
- Merchansises	5,482,667,300	5,978,374,144
<b>Total</b>	<b>323,366,798,246</b>	<b>310,971,555,188</b>

**PHARMEDIC PHARMACEUTICAL MEDICINAL JOINT STOCK COMPANY**

Address: 367 Nguyen Trai street, Cau Ong Lanh ward, Ho Chi Minh city.

Notes to the aggregated Financial Statements (cont.)

For the fiscal year ended 31<sup>st</sup> December 2025**4. Income from financial activities**

Details are as follows:

	<b>Current year</b>	<b>Previous year</b>
- Interest on term deposits	3,802,561,359	9,528,742,232
- Interest on call deposits	49,138,372	28,305,762
- Interest on exchange rate difference	1,279,127	2,365,780
<b>Total</b>	<b>3,852,978,858</b>	<b>9,559,413,774</b>

**5. Expenses from financial activities**

This is mainly interest expenses.

**6. Selling expenses**

Details are as follows:

	<b>Current year</b>	<b>Previous year</b>
- Wage and salary	31,475,299,608	29,642,771,465
- Management materials, tools	1,319,854,305	928,698,377
- Depreciation/Amortization of fixed assets	1,064,778,971	1,028,715,413
- Outsourcing expenses	5,675,749,739	1,506,251,584
- Others	23,501,228,859	14,033,309,861
<b>Total</b>	<b>63,036,911,482</b>	<b>47,139,746,700</b>

**7. General & administration expenses**

Details are as follows:

	<b>Current year</b>	<b>Previous year</b>
- Wage and salary	32,284,318,841	30,858,412,767
- Management materials, tools	772,698,840	712,385,971
- Depreciation/Amortization of fixed assets	314,655,621	432,599,088
- Taxes and duties	4,179,812,803	3,156,221,134
- Make (+)/Reversal (-) of provision	9,806,376	31,823,733
- Outsourcing expenses	10,869,027,559	6,099,343,356
- Others	13,832,612,675	8,298,951,653
<b>Total</b>	<b>62,262,932,715</b>	<b>49,589,737,702</b>

**8. Other income**

Details are as follows:

	<b>Current year</b>	<b>Previous year</b>
- Sale of raw materials	23,662,514	31,855,500
- Liquidation of fixed assets	1,201,846,128	-
- Others	451,579,473	297,569,528
<b>Total</b>	<b>1,677,088,115</b>	<b>329,425,028</b>

**PHARMEDIC PHARMACEUTICAL MEDICINAL JOINT STOCK COMPANY**

Address: 367 Nguyen Trai street, Cau Ong Lanh ward, Ho Chi Minh city.

Notes to the aggregated Financial Statements (cont.)

For the fiscal year ended 31<sup>st</sup> December 2025**9. Other expenses**

Details are as follows:

	Current year	Previous year
- Cost of selling raw materials	22,820,802	24,652,340
- Others	105,173,091	35,367,268
<b>Total</b>	<b>127,993,893</b>	<b>60,019,608</b>

**10. Gains on stock**

Gains on stock	Current year	Previous year
- Accounting profit after corporate income tax	82,304,932,561	80,133,203,919
- Increase and decrease adjustments of accounting profit to determine profit or loss is allocated for shareholders holding common stock:	(22,222,331,791)	(21,635,965,058)
+ Increase adjustments	-	-
+ Decrease adjustments (*)	(22,222,331,791)	(21,635,965,058)
- Profit or loss is allocated for shareholders holding common stock	60,082,600,770	58,497,238,861
- Average outstanding common stock during year	9,332,573	9,332,573
<b>- Gains on stock (VND/stock)</b>	<b>6,438</b>	<b>6,268</b>

(\*) Bonus and welfare funds are temporarily made appropriation at a rate of 27% of after-tax profit corresponding to the appropriation rate of Bonus and welfare funds and Remuneration fund of the Board of Management in 2024. This amount will be subject to change and adjust when there is the Decision of the Company's General Meeting of Shareholders.

**11. Diluted gains on stock**

Diluted gains on stock	Current year	Previous year
Profit is allocated for shareholders holding common stock to calculate gains on stock	82,304,932,561	80,133,203,919
Increase and decrease adjustments of profit:	(22,222,331,791)	(21,635,965,058)
- After-tax effect of convertible bond interest	-	-
- Dividends on convertible preferred stock	-	-
- Decrease adjustments (*)	(22,222,331,791)	(21,635,965,058)
Profit to calculate diluted gains on stock	60,082,600,770	58,497,238,861
Number of common stocks is used to calculate diluted gains on stock (stock)	9,332,573	9,332,573
<b>- Diluted gains on stock (VND/stock)</b>	<b>6,438</b>	<b>6,268</b>

(\*) Bonus and welfare funds are temporarily made appropriation at a rate of 27% of after-tax profit corresponding to the appropriation rate of Bonus and welfare funds and Remuneration fund of the Board of Management in 2024. This amount will be subject to change and adjust when there is the Decision of the Company's General Meeting of Shareholders.

## 12. Expenses from operating activities by nature

Details are as follows:

	Current year	Previous year
- Raw materials	222,328,438,075	221,894,264,210
- Wage and salary	144,857,277,927	134,666,962,541
- Tools	3,029,779,821	1,744,982,439
- Depreciation/Amortization of fixed assets	12,008,431,048	11,432,305,934
- Outsourcing expenses	32,907,445,738	19,630,628,991
- Others	44,802,252,636	27,404,317,404
<b>Total</b>	<b>459,933,625,245</b>	<b>416,773,461,519</b>

## VII. ADDITIONAL INFORMATION FOR ITEMS SHOWN IN THE AGGREGATED STATEMENT OF CASH FLOW (Currency: VND)

### 1. Loans to other entities and payments for purchase of debt instruments of other entities

	Current year	Previous year
Term deposits at banks	(111,500,000,000)	(365,500,000,000)
<b>Total</b>	<b>(111,500,000,000)</b>	<b>(365,500,000,000)</b>

### 2. Repayments from borrowers and proceeds from sales of debt instruments of other entities

	Current year	Previous year
Term deposits at banks	252,000,000,000	473,500,000,000
<b>Total</b>	<b>252,000,000,000</b>	<b>473,500,000,000</b>

## VIII. OTHER INFORMATION (Currency: VND)

### 1. Contingent assets

The Company has not incurred contingent assets would affect the financial statements, which need any adjustments to the figures or disclosures in the aggregated financial statements.

### 2. Contingent liabilities

As at the date of the aggregated financial statements, there is not any factor which may occur the contingent liabilities in order to the Company is obligated to pay.

### 3. Transactions with related parties

#### 3a. Transactions with members of key management, individuals related to members of key management

Members of key management include: members of the Board of Management and members of the Executive Board (the Board of Directors and Chief Accountant). Individuals related to members of key management are close members of the family of members of key management.

**PHARMEDIC PHARMACEUTICAL MEDICINAL JOINT STOCK COMPANY**

Address: 367 Nguyen Trai street, Cau Ong Lanh ward, Ho Chi Minh city.

Notes to the aggregated Financial Statements (cont.)

For the fiscal year ended 31<sup>st</sup> December 2025**Income of members of key management:**

Details	Position	Current year	Previous year
Mr. Le Van Thinh	Chairperson	740,800,000	383,200,000
Mr. Le Viet Hung	Member of the Board of Management / General Director	1,855,322,000	955,669,073
Mr. Phan Xuan Phong	Member of the Board of Management / Deputy General Director	1,499,142,000	1,157,431,324
Mr. Nguyen Huy Cuong	Member of the Board of Management	367,800,000	483,422,222
Ms Tran Dang Khoa	Member of the Board of Management	365,800,000	174,200,000
Mr. Nguyen Chi Thanh	Member of the Board of Management	411,800,000	200,200,000
Mr. Le Anh Minh	Member of the Board of Management	346,800,000	172,200,000
Mr. Tra Quang Trinh	Deputy General Director	1,137,929,000	896,935,408
Mr. Nguyen Chi Thanh	Deputy General Director	1,026,529,000	761,729,638
Ms Nguyen Dieu Le	Chief Accountant	603,692,000	623,312,132
Mr. Nguyen Tien Sy	Head of the Supervisory Board (appointed dated 20 <sup>th</sup> April 2024)	275,800,000	132,200,000
Ms Tran Thi Van	Member of the Supervisory Board (appointed dated 20 <sup>th</sup> April 2024)	247,300,000	120,200,000
Ms Nguyen Thi Thuy My	Member of the Supervisory Board (appointed dated 20 <sup>th</sup> April 2024)	247,300,000	366,288,888
Mr. Tran Viet Trung	Member of the Board of Management / General Director (dismissed on 01 <sup>st</sup> June 2024)	-	954,456,000
Mr. Nguyen Quy Thinh	Member of the Board of Management (dismissed on 20 <sup>th</sup> April 2024)	-	214,722,222
Mr. Tran Duc Thang	Member of the Board of Management (dismissed on dated 20 <sup>th</sup> April 2024)	-	338,444,444
Ms Nguyen Thi Kim Tuyen	Deputy General Director (dismissed on 01 <sup>st</sup> January 2025)	-	980,127,570
Mr. Le Huu Hung	Head of the Supervisory Board (dismissed on 20 <sup>th</sup> April 2024)	-	327,611,111
Mr. Nguyen The Phong	Member of the Supervisory Board (dismissed on 20 <sup>th</sup> April 2024)	-	286,088,889
<b>Total</b>		<b>9,126,014,000</b>	<b>9,528,438,921</b>

**Dividends received during year by members of key management**

Details	Position	Current year	Previous year
Mr. Phan Xuan Phong	Member of the Board of Management / Deputy General Director	270,534,248	245,771,600
Mr. Tra Quang Trinh	Deputy General Director	236,860,400	215,180,000
Mr. Tran Viet Trung	Member of the Board of Management / General Director (dismissed on 01 <sup>st</sup> June 2024)	-	39,071,600
Ms Nguyen Thi Kim Tuyen	Deputy General Director (dismissed on 01 <sup>st</sup> January 2025)	-	42,400,000
<b>Total</b>		<b>507,394,648</b>	<b>542,423,200</b>

**3b. Transactions with other related parties**

The Company's other related parties include:

Related parties	Relationship with the Company
Saigon Pharmaceutical Co., Ltd.	Largest shareholder with capital contribution ratio to the Company is 43.44%
PVI Infrastructure Investment Fund (PIF Fund)	Major shareholder owns 21.64% from 15 <sup>th</sup> August 2025
Mr. Vu Hoang Viet	Major shareholder owns 5.03%
Saigon – Hanoi Securities JSC	No longer a major shareholder from 15 <sup>th</sup> August 2025

**Transactions with the Company's other related parties**

Details are as follows:

	Current year	Previous year
<b>Saigon Pharmaceutical Co., Ltd. and branches</b>		
- Advance payment for purchase of raw materials	20,000,000,000	20,000,000,000
- Refund of advance payment for purchase of raw materials	20,000,000,000	20,000,000,000
- Revenue from sales of finished products (*)	54,256,336,786	65,951,014,383
- Proceeds from sales of finished products	63,036,651,655	63,419,875,000
- Dividend payment	47,305,677,412	48,651,708,000
(*) Prices of selling products and purchasing raw materials included value added tax		
<b>PVI Infrastructure Investment Fund (PIF Fund)</b>		
- Dividend payment	9,833,360,000	-
<b>Saigon – Hanoi Securities JSC</b>		
- Corporate governance consulting fees	73,040,000	-
- Dividend payment	9,263,286,400	14,439,828,800

Details are as follows:

**Mr. Vu Hoang Viet**

- Dividend payment

**Current year**

2,283,092,000

**Previous year**

-

**3c. Balances with related parties**

Refer to the Notes No. V.3 – *Short-term trade receivables*.

**4. Segment Reporting**

Segment information is presented according to the business field and geography.

**Business field**

The Company has the following main business areas:

- Trading in merchandises.
- Trading in finished products.

	Trading in merchandises	Trading in finished products	Total
<b>Current year</b>			
Net revenues	8,156,076,845	538,410,444,658	546,566,521,503
Cost of goods sold	5,482,667,300	317,884,130,946	323,366,798,246
<b>Gross profit</b>	<b>2,673,409,545</b>	<b>220,526,313,712</b>	<b>223,199,723,257</b>
<b>Previous year</b>			
Net revenues	7,934,294,520	490,250,698,243	498,184,992,763
Cost of goods sold	5,978,374,144	304,993,181,044	310,971,555,188
<b>Gross profit</b>	<b>1,955,920,376</b>	<b>185,257,517,199</b>	<b>187,213,437,575</b>

**Geography**

The majority of revenue are made in Vietnam.

**5. Collateral**

The Company did not hold the collateral of the other entities as at 31<sup>st</sup> December 2025.

**6. Going-concern assumption**

As at the date of the aggregated financial statements, there is not any factor which affect the going-concern assumption of the Company. Therefore, the aggregated financial statements for the fiscal year ended 31<sup>st</sup> December 2025 are prepared on the basis of the going-concern assumption.

**7. Subsequent events**

The Company has not arisen other events after the accounting period ended that have or may significantly affect the Company's operations and business results in periods after the accounting period ended.

*Ho Chi Minh city, 02nd March 2026.*

<b>Prepared by</b>  <b>TRAN MANH HUNG</b>	<b>Chief Accountant</b>  <b>NGUYEN DIEU LE</b>	<b>General Director</b>  <b>LE VIET HUNG</b>
--	---	---

