

VIETNAM HERBS AND FOODS
JOINT STOCK COMPANY

SOCIALIST REPUBLIC OF VIETNAM
Independence - Liberty – Happiness

No. ~~2404~~/CBTTR-VHE

Hanoi, 24/04/2026

REGULAR DISCLOSURE OF INFORMATION ON FINANCIAL REPORTS

Dear: Hanoi Stock Exchange

Implementing the regulations in Clause 3, Article 14 of Circular No. 96/2020/TT-BTC dated November 16, 2020 of the Ministry of Finance guiding information disclosure on the stock market, Vietnam Herbs and Foods Joint Stock Company would like to announce financial statement information for quarter 1, 2026 with the Hanoi Stock Exchange as follows:

1. Organization name: VIETNAM HERBS AND FOODS JOINT STOCK COMPANY

- Stock code: VHE
- Address: No. 277 Van Xuan street, O Dien commune, Hanoi
- Tel: (84.24) 448 16999
- Email: congbothongtin@vinaherbfoods.com
- Website: Vinaherbfoods.com

2. Content of published information:

- Financial statements for quarter 1, 2026

☒ Separate financial statements (listed organizations have no subsidiaries and no superior accounting unit with affiliated units);

☐ Consolidated financial statements (listed organizations have subsidiaries);

☐ General financial statements (listed organizations have accounting units under their own accounting department).

- Cases subject to explanation of reasons:

+ The auditing organization gives an opinion that is not a full acceptance opinion on the financial statements (for audited financial statements in 2025):

☐ Yes

☒ No

Written explanation in case of yes:

☐ Yes

☐ No

+ Profit after tax in the reporting period has a difference of 5% or more before and after audit, moving from loss to profit or vice versa (for audited financial statements in 2025):



☐ Yes

☒ No

Written explanation in case of yes:

☐ Yes

☐ No

+ Profit after corporate income tax in the business results report of the reporting period changes by 10% or more compared to the same period report of the previous year:

☒ Yes

☐ No

Written explanation in case of yes:

☒ Yes

☐ No

+ Profit after tax in the reporting period is at a loss, changing from profit in the same period last year to loss in this period or vice versa:

☐ Yes

☒ No

Written explanation in case of yes:

☐ Yes

☐ No

This information was published on the company's website on: 24/04/2026 at: <https://vinaherbfoods.com/quan-he-co-dong/bao-cai-tai-chinh/>

4. Report on transactions worth 35% or more of total assets in quarter 1, 2026: None

In case a listed organization has transactions, please fully report the following contents:

- Transaction content:.....
- Proportion of transaction value/total asset value of the enterprise (%) (*based on the most recent annual financial statement*);.....
- Transaction completion date:.....

We hereby commit that the information published above is true and take full responsibility before the law for the content of the published information.

Organization representative

Legal representative/ Authorizing person to disclose information
(Sign, clearly state full name, position, and seal)

Attached documents:

- Separate Financial statements of quarter 1, 2026



CHỦ TỊCH HĐQT

Bùi Tiến Vinh

SEPARATE FINANCIAL STATEMENTS

VIETNAM HERBS AND FOODS JOINT STOCK COMPANY

For the period from 01/01/2026 to 31/03/2026



CONTENTS

	Page
Report of the Executive Board	02 - 03
Separate Statement of Financial position	04 - 05
Separate Statement of Income	06
Separate Statement of Cash flows	07
Notes to the Separate Financial Statements	08 - 24



REPORT OF THE EXECUTIVE BOARD

THE COMPANY

Vietnam Herbs and Foods Joint Stock Company is established and operates activities under Business Registration Certificate No. 0107409148 dated issued by Hanoi Department of Planning and Investment for the 7th re-registered on 03 October 2022.

The Company's head office is located at: No. 277 Van Xuan Street, O Dien Commune, Hanoi City.

BOARD OF MANAGEMENT, BOARD OF GENERAL DIRECTORS

The members of the Board of Management during the period and to the reporting date are:

Mr. Bui Tien Vinh	Chairman
Mr. Tran Nhat Thanh	Member
Mr. Nguyen The Hung	Member
Mr. Nguyen Tai Duc	Member
Mr. Nguyen Dinh Cong	Member

The members of the Board of General Directors in this period and to the reporting date are:

Mr. Nguyen The Hung	General Director
---------------------	------------------

THE LEGAL REPRESENTATIVE

The legal representative of the Company during the period and to the reporting date is Mr. Bui Tien Vinh - Position: Chairman of the Board of Management

AUDIT COMMITTEE

Members of the Audit Committee under the Board of Management during the period and to the reporting are:

Mr. Nguyen Dinh Cong	Chairman
Mr. Nguyen Tai Duc	Member

STATEMENT OF THE EXECUTIVE BOARD'S RESPONSIBILITY IN RESPECT OF THE SEPARATE FINANCIAL STATEMENTS

The Board of General Directors is responsible for the Separate Financial Statements which give a true and fair view of the financial position of the Company, its operating results and its cash flows for the period. In preparing those Separate Financial Statements, the Executive Board is required to:

- Establish and maintain of an internal control system which is determined necessary by the Executive Board and Board of Management to ensure the preparation and presentation of Separate Financial Statements do not contain any material misstatement caused by errors or frauds;
- Select suitable accounting policies and then apply them consistently;
- Make judgments and estimates that are reasonable and prudent;
- State whether applicable accounting standards have been followed, subject to any material departures disclosed and explained in the Separate Financial Statements
- Prepare the Separate Financial Statements on the basis of compliance with Vietnamese Accounting Standards, Vietnamese Corporate Accounting System and the statutory requirements relevant to preparation and presentation of the Separate Financial Statements;
- Prepare the Separate Financial Statements on going concern basis unless it is inappropriate to presume that the Company will continue in business.

Vietnam Herbs and Foods Joint Stock Company

No. 277 Van Xuan Street, O Dien Commune, Hanoi City

The Board of General Directors is responsible for ensuring that accounting records are kept to reflect the financial position of the Company, with reasonable accuracy at any time and to ensure that the Interim Separate Financial Statements comply with the current State's regulations. It is responsible for safeguarding the assets of the Company and hence for taking reasonable steps for the prevention and detection of fraud and other irregularities.

The Board of General Directors confirms that the Separate Financial Statements give a true and fair view of the financial position at 31 March 2026, its operation results and cash flows in the period from 01 January 2026 to 31 March 2026 of the Company in accordance with the Vietnamese Accounting Standards, Vietnamese Corporate Accounting System and the statutory requirements relevant to the preparation and presentation of the Separate Financial Statements.

Other commitments

The Board of General Directors pledges that the Company complies with Decree No.155/2020/ND-CP dated 31 December 2020 on detailing and guiding the implementation of a number of articles of the Law on Securities and the Company does not violate the obligations of information disclosure in accordance with the regulations of the Circular No. 96/2020/TT-BTC dated 16 November 2020 issued by the Ministry of Finance guiding the disclosure of information on Securities Market.



Bùi Tiến Vĩnh

Chairman

Hanoi, 24 April 2026

SEPARATE STATEMENT OF FINANCIAL POSITION

As at 31 March 2026


Code	ASSETS	Note	31/03/2026 VND	01/01/2026 VND
100	A. CURRENT ASSETS		421,444,021,954	413,964,285,195
110	I. Cash and cash equivalents	3	10,306,024,451	4,889,171,620
130	III. Short-term receivables		83,063,534,285	92,207,750,961
131	1. Short-term trade receivables	4	19,252,523,345	32,301,500,221
132	2. Short-term prepayments to suppliers	5	31,236,010,940	17,331,160,740
136	3. Other short-term receivables	6	32,575,000,000	42,575,090,000
140	IV. Inventories	7	325,146,027,775	313,816,082,940
141	1. Inventories		325,146,027,775	313,816,082,940
150	V. Other short-term assets		2,928,435,443	3,051,279,674
151	1. Short-term prepaid expenses	11	179,168,902	296,171,160
152	2. Deductible VAT		2,749,266,541	2,755,108,514
200	B. NON-CURRENT ASSETS		168,460,868,006	169,997,704,686
220	II. Fixed assets		40,647,290,366	42,155,942,135
221	1. Tangible fixed assets	9	23,894,562,766	25,403,214,535
222	- <i>Historical costs</i>		71,120,622,000	71,006,322,000
223	- <i>Accumulated depreciation</i>		(47,226,059,234)	(45,603,107,465)
227	2. Intangible fixed assets	10	16,752,727,600	16,752,727,600
228	- <i>Historical costs</i>		17,055,346,648	17,055,346,648
229	- <i>Accumulated amortization</i>		(302,619,048)	(302,619,048)
250	V. Long-term investments	8	127,500,000,000	127,500,000,000
251	1. Investments in subsidiaries		127,500,000,000	127,500,000,000
260	VI. Other long-term assets		313,577,640	341,762,551
261	1. Long-term prepaid expenses	11	313,577,640	341,762,551
270	TOTAL ASSETS		589,904,889,960	583,961,989,881


SEPARATE STATEMENT OF FINANCIAL POSITION

As at 31 March 2026

(continued)

Code	CAPITAL	Note	31/03/2026 VND	01/01/2026 VND
300	C. LIABILITIES		232,521,405,142	231,441,485,712
310	I. Current liabilities		232,100,168,033	231,020,248,603
311	1. Short-term trade payables	13	463,909,512	3,403,609,362
312	2. Short-term prepayments from customers	14	121,856,000	271,086,564
313	3. Taxes and other payables to State budget	15	5,662,032,698	4,414,136,008
314	4. Payables to employees		226,931,321	224,843,962
315	5. Short-term accrued expenses	16	532,903,379	788,257,503
319	6. Other short-term payments	17	43,744,773	8,871,152
320	7. Short-term borrowings and finance lease liabilities	12	225,048,790,350	221,909,444,052
330	II. Non-current liabilities		421,237,109	421,237,109
338	1. Long-term borrowings and finance lease liabilities	12	421,237,109	421,237,109
400	D. OWNER'S EQUITY		357,383,484,818	352,520,504,169
410	I. Owner's equity	18	357,383,484,818	352,520,504,169
411	1. Contributed capital		331,400,000,000	331,400,000,000
411a	- Ordinary shares with voting rights		331,400,000,000	331,400,000,000
412	2. Share Premium		(418,000,000)	(418,000,000)
415	3. Treasury shares		(40,000)	(40,000)
421	4. Retained earnings		26,401,524,818	21,538,544,169
421a	- Retained earnings accumulated till the end of the previous period		21,538,544,169	4,229,738,356
421b	- Retained earnings of the current period		4,862,980,649	17,308,805,813
440	TOTAL CAPITAL		589,904,889,960	583,961,989,881



Nguyen Thi Mai Anh
Preparer
Hanoi, 24 April 2026


Pham Thi Anh
Chief Accountant


Bui Tien Vinh
Chairman Management

SEPARATE STATEMENT OF INCOME
1st Quarter of 2026

Code	Items	Note	1st Quarter 2026	1st Quarter 2025
1	2	3	4	5
01	Revenue from sales of goods and rendering of services	19	147,881,786,148	145,632,103,591
02	Revenue deductions	20	1,740,000	0
10	Net revenue from sales of goods and rendering of services		147,880,046,148	145,632,103,591
11	Cost of goods sold	21	135,928,259,444	140,619,745,303
20	Gross revenue from sales of goods and rendering of		11,951,786,704	5,012,358,288
21	Financial income	22	30,165,712	8,230,473
22	Financial expenses	23	4,532,332,292	2,404,711,978
23	In which: Interest expenses		4,471,875,490	2,312,317,718
24	Profit or loss in joint ventures and associates		0	0
25	Selling expenses	24	329,858,460	409,671,407
26	General and administrative expense	25	959,409,906	903,144,241
30	Net profit from operating activities		6,160,351,758	1,303,061,135
31	Other income	25	0	134,437,406
32	Other expense	26	65,637,084	5,636,368
40	Other profit		-65,637,084	128,801,038
50	Total net profit before tax		6,094,714,674	1,431,862,173
51	Current corporate income tax expenses	27	1,231,734,025	286,785,833
52	Deferred corporate income tax expenses		0	0
60	Profit after corporate income tax		4,862,980,649	1,145,076,340
70	Basic earnings per share	28	147	35


Nguyen Thi Mai Anh
Preparer
Hanoi, 24 April 2026


Pham Thi Anh
Chief Accountant


Bui Tien Vinh
Chairman Management





SEPARATE STATEMENT OF CASH FLOWS

1st Quarter of 2026

(Indirect method)

Code ITEMS	Note	1st Quarter of 2026 VND	1st Quarter of 2026 VND
I. CASH FLOWS FROM OPERATING ACTIVITIES			
01 1. Profit before tax		6,094,714,674	1,431,862,173
2. Adjustments for			
02 - Depreciation and amortization of fixed assets and investment properties		1,622,951,769	1,665,375,855
04 - Exchange gains/losses from retranslation of monetary items denominated in foreign currency		32,805	-3,569,375
05 - Gains/losses from investment		-732,667	-554,410
06 - Interest expenses		4,471,875,490	2,312,317,718
08 3. Operating profit before changes in working capital		12,188,842,071	5,405,431,961
09 - Increase or decrease in receivable		9,150,058,649	-14,056,642,859
10 - Increase or decrease in inventories		-11,329,944,835	-26,280,072,239
11 - Increase or decrease in payable (excluding interest payable/ corporate income tax payable)		-3,448,077,521	16,380,778,298
12 - Increase or decrease in prepaid expenses		145,187,169	145,819,608
14 - Interest paid		-4,429,258,862	-2,279,583,974
15 - Corporate income tax paid		0	-97,234,470
20 Net cash flows from operating activities		2,276,806,671	-20,781,503,675
II. CASH FLOWS FROM INVESTING ACTIVITIES			
27 4. Interest and dividend received		732,667	554,410
30 Net cash flows from investing activities		732,667	554,410
III. CASH FLOWS FROM FINANCING ACTIVITIES			
33 2. Proceeds from borrowings		130,160,709,013	-24,316,023,100
34 3. Repayment of principal		-127,021,362,715	50,803,819,593
40 Net cash flows from financing activities		3,139,346,298	26,487,796,493
50 Net cash flows in the period		5,416,885,636	5,706,847,228
60 Cash and cash equivalents at beginning of the period		4,889,171,620	664,253,593
61 Effect of exchange rate fluctuations		-32,805	-2,625
70 Cash and cash equivalents at end of the period	3	10,306,024,451	6,371,098,196


Nguyen Thi Mai Anh
Preparer
Hanoi, 24 April 2026


Pham Thi Anh
Chief Accountant


Bui Tien Vinh
Chairman/Management

NOTES TO FINANCIAL STATEMENTS

1st Quarter of 2026

1. GENERAL INFORMATION OF THE COMPANY

Form of ownership

Vietnam Herbs and Foods Joint Stock Company is established and operates activities under Business Registration Certificate No. 0107409148 dated issued by Hanoi Department of Planning and Investment for the 7th re-registered on 03 October 2022.

The Company's head office is located at: No. 277 Van Xuan Street, O Dien Commune, Hanoi City.

Company's Charter capital is VND 331,400,000,000; equivalent to 33,140,000 shares with the price of VND 10,000 per share.

Business field

- Producing healthy food;
- Export, commercial business.

Business activities

Main business activities of the Company include:

- Exporting and trading raw agricultural and forestry products;
- Producing healthy food.

Characteristics of the company's products: The company purchases ingredients such as cinnamon, anise, and cardamom to sell to domestic and foreign partners; Production and distribution of bottled, canned and sacheted herbal drinks.

Normal business and production cycle

The Company's operating cycle is the period of time from the purchase of raw materials involved in the production process to conversion into cash or assets easily converted into cash, usually no more than 12 months.

Corporate structure

The Company's member entities are as follows:

	Address	Main business activities
Yen Bai Herbs and Foods Joint Stock Company	Quyet Hung village, Xuan Ai commune, Lao Cai province	Exporting and trading raw agricultural and forestry products;

Information about the Company's subsidiary is provided in Note 08.

Employees

The number of employees of the Company as at 31 March 2026 was 18 people.

2. ACCOUNTING SYSTEM AND ACCOUNTING POLICY

2.1. Accounting period and accounting currency

Annual accounting period commences from 1 January and ends as at 31 December.

The Company maintains its accounting records in VND.

2.2. Standards and Applicable Accounting Policies

Applicable Accounting Policies

The Company applies Corporate Accounting System issued under the Circular No. 99/2025/TT-BTC dated 27 October 2025 by the Ministry of Finance.

Declaration of compliance with Accounting Standards and Accounting System

The Company applies Vietnamese Accounting Standards and supplementary documents issued by the State. Financial Statements are prepared and presented in accordance with regulations of each standard and supplementary document as well as with current Accounting Standards and Accounting System.

2.3. Foreign currency transactions

The foreign currency transactions during the year are translated into Vietnam Dong using the real exchange rate ruling at the transaction date. Real exchange rates are determined under the following principles:

- When buying or selling foreign currency, applying the exchange rates specified in the contracts of foreign exchange sale between Company and commercial banks;
- When contributing capital, applying the bid rate of the bank where the Company opens its account at the date of capital contribution.
- When receiving contributed capital, applying the bid rate of the bank where the Company opens its account to receive capital from investors at the date of capital contribution;
- When recording receivables, applying the bid rate of the commercial bank stipulated by the Company for customers to make payment at the transaction time;
- When recording payables, applying the offer rate of the commercial bank where the Company expects to conduct transactions at the transaction time;
- When purchasing assets or paying immediately in foreign currency, applying the bid rate of the commercial bank where the Company makes payments.

Real exchange rate when revaluating monetary items denominated in foreign currencies at the reporting date of Financial Statements is determined under the following principles:

- For asset accounts, applying the bid rate of the commercial bank where the Company regularly conducts transaction;
- For foreign currency deposited in bank, applying the bid rate of the bank where the Company opens its foreign currency accounts;
- For liability accounts, applying the offer rate of the commercial bank where the Company regularly conducts transaction.

All exchange differences arising from foreign currency transactions in the year and from revaluation of remaining foreign currency monetary items at the end of the year are recorded immediately to operating results of the accounting period.

2.4. Cash and cash equivalents

Cash comprises cash on hand, demand deposits.

2.5. Receivables

The receivables shall be recorded in details in terms of due date, entities receivable, types of currency and other factors according to requirements for management of the Company.

The provision for doubtful debts is made for receivables that are overdue under an economic contract, a loan agreement, a contractual commitment or a promissory note and for receivables that are not due but difficult to be recovered. Accordingly, the provisions for overdue debts shall be based on the due date stipulated in the initial sale contract, exclusive of the debt rescheduling between contracting parties and the case where the debts are not due but the debtor is in bankruptcy, in dissolution, or missing and making fleeing.

2.6. Inventories

Inventories are initially recognized at original cost including purchase price, processing cost and other costs incurred in bringing the inventories to their location and condition at the time of initial recognition. After initial recognition, at the reporting date, inventories are stated at the lower of cost and net realizable value.

The cost of inventory is calculated using weighted average method.

Inventory is recorded by perpetual.

The Company's inventory devaluation provision is made for the expected value loss due to declines in value (obsolete, damaged, poor quality...) of inventory owned by the Company. The Company relied on evidence of impairment at the balance sheet date. The increase or decrease in the reserve for inventory devaluation is accounted for in the cost of goods sold during the year.

2.7. Fixed assets

Fixed assets (tangible and intangible) are initially stated at the historical cost. During the using time, fixed assets (tangible and intangible) are recorded at cost, accumulated depreciation and carrying amount.

Except for machinery, equipment used for production activities are depreciated (amortised) using the units of production depreciation method / declining balance method:

- Buildings, structures	22	years
- Machinery, equipment	05 - 10	years
- Vehicles, Transportation equipment	06 - 08	years
- Office equipment and furniture	04 - 07	years
- Management software	06	years

The Company's land use rights are long-term land use rights so amortization is not calculated.

2.8. Prepaid expenses

The expenses incurred but related to operating results of several accounting periods are recorded as prepaid expenses and are allocated to the operating results in the following accounting periods.

The expenses incurred but related to operating results of several accounting periods are recorded as prepaid expenses and are allocated to the operating results in the following accounting periods.

The calculation and allocation of long-term prepaid expenses to operating expenses in each accounting period should be based on the nature of those expenses to select a reasonable allocation method and criteria. Prepaid expenses are allocated gradually into operating expenses on the straight-line basis.

2.9. Payables

The payables shall be recorded in details in terms of due date, entities payable, types of currency and other factors according to the requirements for management of the Company.

2.10. Borrowings and finance lease liabilities

Borrowings and finance lease liabilities shall be recorded in details in terms of lending entities, loan agreement and terms of borrowings and finance lease liabilities. In case of borrowings or liabilities denominated in foreign currency, they shall be recorded in details in terms of types of currency.

2.11. Borrowing costs

Borrowing costs include interest and other costs incurred directly related to the Company's loans.

Regarding joint liability borrowings attributable to the construction or production of a qualifying asset, the borrowing costs eligible for capitalization in each accounting period shall be determined based on the capitalization rate for weighted average accumulated costs incurred in the construction or production of such asset. The capitalization rate shall be calculated according to the weighted average interest rate of the unpaid borrowings in the year, except for specific borrowings for the purpose of acquiring a qualifying asset.

All other borrowing costs are recorded in the Separated Statements of Income when incurred.

2.12. Accrued expenses

Accrued expenses include payables to goods or services received from the suppliers or provided for the customers during the reporting year, but the payments for such goods or services have not been made and other payables such as annual leave salary, expenses arising from seasonal cessation of production, interest expenses, etc. which are recorded as operating expenses of the reporting year.

The recording of accrued expenses as operating expenses during the year shall be carried out under the matching principle between revenues and expenses during the year. Accrued expenses are settled with actual expenses incurred. The difference between accrued and actual expenses is reverted.

2.13. Owner's equity

Owner's equity is stated at actually contributed capital of owners.

Share premium is recorded at the difference between the par value with costs directly attributable to the issuance of shares and issue price of shares (including the case of re-issuing treasury shares) and can be a positive premium (if the issue price is higher than par value and costs directly attributable to the issuance of shares) or negative premium (if the issue price is lower than par value and costs directly attributable to the issuance of shares).

Option to convert bonds into shares (the capital component of the convertible bond) arises when the Company issues bonds that can be converted into a certain number of shares as stipulated in the issuance plan. The value of the capital component of the convertible bonds is determined at the difference between the total proceeds from the issuance of convertible bonds and the value of debt component of convertible bonds.

Other capital is the operating capital formed from the operating results or from gifts, presents, financing, assets revaluation (if these items are allowed to be recorded as a decrease or increase in the owner's equity).

Treasury shares are shares issued and bought-back by the issuing company itself. Treasury shares are uncanceled and shall be re-issued within the period as regulated by the law on securities. Treasury shares shall be recorded at the actual buyback price and presented on the Statement of Financial position as a decrease in owner's equity. Cost of Treasury shares when being re-issued or used to pay dividend, bonus, etc. shall be calculated using the weighted average method.

2.14. Revenue

Revenue is recognized to extent that it is probable that the economic benefits will flow to the Company and the revenue can be reliably measures regardless of when payment is being made. Revenue is measured at the fair value of the consideration received, excluding discounts, rebates, and sales returns. The following specific recognition conditions must also be met when recognizing revenue:

Sale of goods

Revenue from the sale of goods shall be recognised when all of the following conditions have been satisfied:

- Significant risks and rewards associated with the ownership of the goods have been transferred to the buyer;
- The Company retains neither continuing managerial involvement to the degree usually associated with ownership nor effective control over the goods sold;

- The amount of revenue can be measured reliably;
- It is probable that the economic benefits associated with the transaction will flow to the Company; and
- The cost incurred or to be incurred in respect of the transaction can be measured reliably.

Financial income

Revenue arising from the use by the others of the Company's assets yielding interest, royalties and dividends shall be recognised when:

- It is probable that the economic benefits associated with the transaction will flow to the Company; and
- The amount of the revenue can be measured reliably.

2.15. Revenue deductions

Revenue deductions from sales and service provisions arising in the year include: Trade discounts, sales discounts and sales returns.

Trade discount, sales discount and sales return incurred in the same period of sale of goods and rendering of services are recorded as a decrease in revenue in the incurring period. In case goods and services are sold in the previous periods, but until the next period they are incurred as deductible items, the Company records the decrease in revenue under the following principles: If it is incurred prior to the issuance of Financial Statements, it is then recorded as a decrease in revenue on the Financial Statements of the reporting period (the previous period); and if it is incurred after the issuance of Financial Statements, it is recorded as a decrease in revenue of incurring period (the next period).

2.16. Cost of goods sold

The recognition of cost of goods sold is matched against revenue in the year and complies with the prudence principle. Cases of loss of materials and goods exceeded the norm, abnormal expenses and losses of inventories after deducting the responsibility of collective and individuals concerned, etc. is recognized fully and promptly into cost of goods sold in the year.

2.17. Financial expenses

Items recorded into financial expenses comprise:

The above items are recorded by the total amount arising in the year without offsetting against financial income.

2.18. Corporate income tax

Current corporate income tax expenses are determined based on taxable income during the year and current corporate income tax rate.

3. CASH AND CASH EQUIVALENTS

	31/03/2026	01/01/2026
	VND	VND
- Cash on hand	3,794,320,960	121,947,303
- Demand deposits	6,511,703,491	4,767,224,317
	10,306,024,451	4,889,171,620

4. TRADE RECEIVABLES

	31/03/2026		01/01/2026	
	Value	Provision	Value	Provision
	VND	VND	VND	VND
- AVANTA HOLDINGS TRADING AND SERVICES COMPANY LIMITED	407,250,000	-	10,686,250,000	-
- Tuan Minh Trading and Production Company Limited	4,623,768,236	-	-	-
- LANG SON ORGANIC CINNAMON AND ANISE COOPERATIVE	3,080,215,000	-	18,793,215,000	-
- TECHVINA HOLDING JOINT STOCK COMPANY	2,350,048,997	-	-	-
- VIET HA SPICES JOINT STOCK COMPANY	7,535,750,000	-	2,781,000,000	-
- SHINYOUNG HERB CO., LTD	1,197,371,099	-	-	-
Other trade receivables	58,120,013	-	41,035,221	-
	19,252,523,345	-	32,301,500,221	-

5. PREPAYMENTS TO SUPPLIERS

	31/03/2026		01/01/2026	
	Value	Provision	Value	Provision
	VND	VND	VND	VND
- Crown Saigon Joint Venture Company Limited	22,468,740	-	22,468,740	-
- Mr. Vu Van Chuong	-	-	4,000,000,000	-
- Mr. Do Hong Tuan	1,146,400,000	-	4,000,000,000	-
- Mr. Nguyen Mai Lam	2,850,000,000	-	4,400,000,000	-
- AASC Limited	85,000,000	-	85,000,000	-
- Vietnam Cinnamon Anise Production and Export Joint Stock Company	9,813,250,000	-	-	-
- Mr. Tran Van Thuoi	3,100,000,000	-	4,650,000,000	-
- Vien Son Agricultural and Forestry Products Cooperative	14,000,000,000	-	-	-
- FPT Securities Joint Stock Company	99,000,000	-	-	-
- Others	119,892,200	-	173,692,000	-
	31,236,010,940	-	17,331,160,740	-

6. OTHER RECEIVABLES

	31/03/2026		01/01/2026	
	Value	Provision	Value	Provision
	VND	VND	VND	VND
- Other receivables				
- Mr. Nguyen Van Manh (1)	32,525,000,000	-	42,525,000,000	-
- Profit Station Business Consulting Company Limited	50,000,000	-	50,000,000	-
- Other receivables	-	-	90,000	-
	32,575,000,000	-	42,575,090,000	-

(1) Deposit of 50% of the purchase price of 486,000 shares in Lao Cai Forest Industry Development Investment Joint Stock Company ("LCF") according to Agreement No. 01/2024/WEWELL-LCF CNCP dated June 27, 2024. During the year, the Company transferred all rights and obligations related to the above deposit agreement to Mr. Nguyen Van Manh with a total transfer value of VND 60,750,000,000 according to Share Transfer Agreement No. 01/2025/HDCNCP dated December 15, 2025 and terminated the agreement with LCF.

7. INVENTORIES

	31/03/2026		01/01/2026	
	Original cost	Provision	Original cost	Provision
	VND	VND	VND	VND
- Raw material	6,055,213,857	-	8,249,501,915	-
- Tools, supplies	39,312,131	-	44,632,131	-
- Finished goods	2,798,675,889	-	1,210,392,193	-
- Goods	316,252,825,898	-	304,311,556,701	-
	325,146,027,775	-	313,816,082,940	-

8. LONG-TERM ASSET IN PROGRESS

	31/03/2026			01/01/2026		
	Original cost	Fair value	Provision	Original cost	Fair value	Provision
	VND	VND	%	VND	VND	%
Investments in other entities						
- Yenbai Herbs and Foods Joint Stock Company (YHF)	127,500,000,000	-	85	127,500,000,000	-	85
	127,500,000,000	-	85	127,500,000,000	-	85

The fair value of these financial investments has not been determined by the Company because the Vietnamese Accounting Standards and the Vietnamese Corporate Accounting System have not yet provided specific guidance on the determination of fair value.

Detailed information of the subsidiary in the period: Yen Bai Herbs and Foods Joint Stock Company is located in Quyet Hung village, Xuan Ai commune, Lao Cai province. The main bussiness activities of the Company are trading and exporting agricultural, forestry and raw materials.

9. TANGIBLE FIXED ASSETS

	Buildings, structures	Machinery, equipment	Vehicles, transportation equipment	Office equipment and furniture	Total
	VND	VND	VND	VND	VND
Historical cost					
Beginning balance	12,104,989,844	53,598,324,722	3,429,023,637	1,873,983,797	71,006,322,000
Purchase in the period	-	-	114,300,000	-	114,300,000
- Liquidation, disposal	-	-	-	-	-
Ending balance of the period	12,104,989,844	53,598,324,722	3,543,323,637	1,873,983,797	71,120,622,000
Accumulated depreciation					
Beginning balance	4,427,949,972	36,853,479,826	2,920,279,617	1,401,398,050	45,603,107,465
Depreciation for the period	166,784,640	1,350,586,440	73,230,417	32,350,272	1,622,951,769
- Liquidation, disposal	-	-	-	-	-
Ending balance of the period	4,594,734,612	38,204,066,266	2,993,510,034	1,433,748,322	47,226,059,234
Net carrying amount					
Beginning balance	7,677,039,872	16,744,844,896	508,744,020	472,585,747	25,403,214,535
Ending balance	7,510,255,232	15,394,258,456	549,813,603	440,235,475	23,894,562,766

In which:

- The carrying amount of tangible fixed assets pledged as collaterals for borrowings at the end of the period: VND 14,755,746,448



10. INTANGIBLE FIXED ASSETS

	Land use rights	Computer software	Other intangible fixed assets	Total
	VND	VND	VND	VND
Historical cost				
Beginning balance	16,752,727,600	210,000,000	92,619,048	17,055,346,648
Ending balance of the period	<u>16,752,727,600</u>	<u>210,000,000</u>	<u>92,619,048</u>	<u>17,055,346,648</u>
Accumulated amortization				
Beginning balance	-	210,000,000	92,619,048	302,619,048
- Amortization for the period	-	-	-	-
Ending balance of the period	<u>-</u>	<u>210,000,000</u>	<u>92,619,048</u>	<u>302,619,048</u>
Net carrying amount				
Beginning balance	16,752,727,600	-	-	16,752,727,600
Ending balance	<u>16,752,727,600</u>	<u>-</u>	<u>-</u>	<u>16,752,727,600</u>

In which:

- Carrying amount of intangible fixed assets pledged as collaterals for borrowings at the end of the year: VND 16,757,727,600

11. PREPAID EXPENSES

	31/03/2026	01/01/2026
	VND	VND
a Short-term prepaid expenses		
- Others	179,168,902	296,171,160
	<u>179,168,902</u>	<u>296,171,160</u>
b Long-term prepaid expenses		
- Dispatched tools and supplies	216,220,190	226,023,843
- Others	97,357,450	115,738,708
	<u>313,577,640</u>	<u>341,762,551</u>

12. BORROWINGS AND FINANCE LEASE LIABILITIES

	01/01/2026		During the period		31/03/2026	
	Outstanding balance	Amount can be paid	Increase	Decrease	Outstanding balance	Amount can be paid
	VND	VND	VND	VND	VND	VND
a) Short-term borrowings						
- Short-term debts	221,769,031,680	221,769,031,680	130,160,709,013	126,986,259,622	224,943,481,071	224,943,481,071
(i) Vietnam Joint Stock Commercial Bank for Industry and Trade - Dong Da Branch	39,996,400,000	39,996,400,000	5,080,500,000	5,076,900,000	40,000,000,000	40,000,000,000
(ii) Vietnam Prosperity Joint Stock Commercial Bank - Thang Long Branch	73,866,868,148	73,866,868,148	61,187,727,413	58,016,794,490	77,037,801,071	77,037,801,071
(iii) Military Commercial Joint Stock Bank- My Dinh Branch	79,999,399,000	79,999,399,000	35,986,481,600	35,986,200,600	79,999,680,000	79,999,680,000
(iv) Vietnam Maritime Commercial Joint Stock Bank - Long Bien Branch	27,906,364,532	27,906,364,532	27,906,000,000	27,906,364,532	27,906,000,000	27,906,000,000
(vi) Current portion of long-term debts	140,412,372	140,412,372	-	35,103,093	105,309,279	105,309,279
(v) Shinhan Bank Vietnam Limited	140,412,372	140,412,372	-	35,103,093	105,309,279	105,309,279
	221,909,444,052	221,909,444,052	130,160,709,013	127,021,362,715	225,048,790,350	225,048,790,350
b) Long-term borrowings						
- Long-term debts	421,237,109	421,237,109	-	-	421,237,109	421,237,109
(v) Shinhan Bank Vietnam Limited	421,237,109	421,237,109	-	-	421,237,109	421,237,109
	421,237,109	421,237,109	-	-	421,237,109	421,237,109

Detailed information on borrowings:

(i): Loan from Viet Nam Joint Stock Commercial Bank for industry and trade under Credit Contract No. 11/2026 -HĐCVHM/NHCT126-VHE dated 12 February, 2026. Credit limit is VND 120,000,000,000. The purpose of the loan is to supplement working capital for cinnamon anise commercial activities. Credit limit period is 12 months, and loan term is according to each debt acknowledgment contract but not exceeding 07 months. Interest rate is specified on each specific debt acknowledgment document. Collateral includes assets specifically specified in the mortgage contract.

(ii): Loan from Vietnam Prosperity Joint Stock Commercial Bank (VPBank) under Loan Contract No. CLC - 52516 - 01 dated 29 July, 2025 with credit limit of VND 120 billion to supplement working capital to serve agricultural product production and trading activities and herbal beverage production. The term limit is 12 months, the loan term depends on each debt agreement but must not exceed 07 months. Interest rates are specified on each debt agreement. This loan is secured by certain real estate specified in the contract.

(iii): Loan from Military Commercial Joint Stock Bank under Credit Contract No.: 314895.25.833.6059556.TD dated 11 July, 2025 with maximum short-term loan limit of VND 90,000,000,000; discount limit of documents according to LC is VND 10,000,000,000. The limit value includes the credit balance under credit contract No. 2240007.24.833.6059556TD dated 26 June, 2024 with a maximum short-term loan limit of VND 70,000,000,000; term of 12 months. The purpose of the loan is to supplement working capital for cinnamon anise commercial activities. The credit limit maintenance period is until 19 June, 2026. Interest rates and loan term are specified on each specific credit contract, but must not exceed 7 months. Collateral includes real estate and movable assets specifically specified in the contract.

(iv): Loan from The Maritime Commercial Joint Stock Bank (MSB) - Long Bien Branch according to Credit Contract No. 112-00030539.20113/2024/HĐTD and additional appendix dated April 16, 2025 with credit limit of VND 28,000,000,000 for the purpose of: Supplementing working capital for the production and bussiness/pssuance of corporate guarantee/LC. The credit limit maintenance period is until 20 October, 2027. Interest rates and loan term are specified on debt agreement and other relevant agreements concluded between the two parties. Collateral includes assets specifically specified in the contract.

(v): Loan from Shinhan Bank Vietnam Limited under Credit Contract No.: SHBVN/CG/HĐTD/2021/CONGTYCPDUOCLIEU VATHUCPHAMVN dated 2 December, 2021 used to pay for car purchases under Contract No.: 1032/T10/ 2021/HDMB-KIAPVD signed on 11 October, 2021. Loan term is 96 months, fixed interest rate of 7.4%/year, principal repayment is divided equally according to the principal repayment term, interest is calculated on the actual principal balance. The collateral for the loan is the means of transport formed from the loan.

13. TRADE PAYABLES

	31/03/2026		01/01/2026	
	Value	Amount can be paid	Value	Amount can be paid
	VND	VND	VND	VND
- Vietnam Cinnamon and anise Production and Export Joint Stock Company	-	-	3,188,750,000	3,188,750,000
- BP International Logistics Company Limited	120,709,376	120,709,376	189,737,218	189,737,218
- Thach Binh Gia Cinnamon and Anise Production and Service Cooperative	306,000,000	306,000,000	-	-
- Others	37,200,136	37,200,136	25,122,144	25,122,144
	463,909,512	463,909,512	3,403,609,362	3,403,609,362

14. PREPAYMENTS FROM CUSTOMERS

	31/03/2026	01/01/2026
	VND	VND
- TUAN MINH TRADING AND MANUFACTURING COMPANY LIMITED	-	157,336,564
- THAI MINH HIGH TECHNOLOGY JOINT STOCK COMPANY	121,856,000	113,750,000
	121,856,000	271,086,564

15. TAX AND PAYABLES FROM STATE BUDGET

	Tax payable at the beginning of period	Tax payable in the period	Tax paid in the period	Tax payable at the end of the period
	VND	VND	VND	VND
- Corporate income tax	4,399,662,649	1,231,734,025	-	5,631,396,674
- Personal income tax	14,473,359	16,162,665	-	30,636,024
	4,414,136,008	1,247,896,690	-	5,662,032,698

16. ACCRUED EXPENSES

	31/03/2026	01/01/2026
	VND	VND
- Interest expense	362,903,379	320,286,751
- Accrued annual leave salary	-	297,970,752
- Expense of business cessation	170,000,000	170,000,000
	532,903,379	788,257,503

17. OTHER PAYABLES

	31/03/2026	01/01/2026
	VND	VND
- Social insurance	41,452,535	-
- Others	2,292,238	8,871,152
	43,744,773	8,871,152

18. OWNER'S EQUITY

a) Changes in owner's equity

	Contributed capital	Share premium	Treasury shares	Retained earnings	Total
	VND	VND	VND	VND	VND
Beginning balance of this period	331,400,000,000	(418,000,000)	(40,000)	21,538,544,169	352,520,504,169
Profit distribution	-	-	-	4,862,980,649	4,862,980,649
Ending balance of this period	<u>331,400,000,000</u>	<u>(418,000,000)</u>	<u>(40,000)</u>	<u>26,401,524,818</u>	<u>357,383,484,818</u>

b) Share

	31/03/2026	01/01/2026
	Share	Share
- Number of shares registered for issuance	33,140,000	33,140,000
Number of shares issued/sold to the public	33,140,000	33,140,000
+ <i>Common stock</i>	33,140,000	33,140,000
- Number of shares bought back	4	4
+ <i>Common stock</i>	4	4
- Number of shares outstanding	33,139,996	33,139,996
+ <i>Common stock</i>	33,139,996	33,139,996

* Par value of VND 10,000 per share.

19. TOTAL REVENUE FROM SALES OF GOODS AND RENDERING OF SERVICES

	1st quarter of 2026	1st quarter of 2025
	VND	VND
Revenue from sale of goods	147,317,419,549	145,033,819,400
Revenue from rendering of services	283,862,339	433,648,191
Revenue from construction contracts	280,504,260	164,636,000
	147,881,786,148	145,632,103,591

20. REVENUE DEDUCTIONS

	1st quarter of 2026	1st quarter of 2025
	VND	VND
Sale return	1,740,000	-
	1,740,000	-

21. COSTS OF GOODS SOLD

	1st quarter of 2026	1st quarter of 2025
	VND	VND
Cost of goods sold	133,487,673,983	138,473,571,719
Cost of finished goods sold	263,268,608	300,026,759
Costs of services rendered	207,908,741	86,448,980
Other abnormal expenses included in cost of goods sold	1,969,408,112	1,759,697,845
	135,928,259,444	140,619,745,303

22. FINANCIAL INCOME

	1st quarter of 2026	1st quarter of 2025
	VND	VND
Interest income	732,667	554,410
Gain on exchange difference in the period	27,751,410	4,106,688
Gain on exchange difference at the period-end	1,681,635	3,569,375
	30,165,712	272,432,054

23. FINANCIAL EXPENSES

	1st quarter of 2026	1st quarter of 2025
	VND	VND
Interest expenses	4,471,875,490	2,312,317,718
Loss on exchange difference in the period	31,606,418	54,023,990
Other financial expenses	28,850,384	38,370,270
	4,532,332,292	2,404,711,978

24. SELLING EXPENSES

	1st quarter of 2026	1st quarter of 2025
	VND	VND
Raw materials	72,846,240	241,147,402
Labour expenses	145,902,677	34,600,682
Sale supplies	2,325,756	2,325,756
Depreciation expenses	8,566,647	8,566,647
Expenses of outsourcing services	100,217,140	123,030,920
	329,858,460	409,671,407

25. GENERAL AND ADMINISTRATIVE EXPENSES

	1st quarter of 2026	1st quarter of 2025
	VND	VND
Labour expenses	449,255,326	438,396,563
Offices supplies	38,221,655	13,536,141
Depreciation expenses	86,681,613	96,548,949
Tax, Charge, Fee	14,661,656	41,699,492
Expenses of outsourcing services	370,589,656	312,963,096
	959,409,906	903,144,241

26. OTHER INCOME

	1st quarter of 2026	1st quarter of 2025
	VND	VND
Others	-	134,437,406
	-	134,437,406

27. OTHER EXPENSES

	1st quarter of 2026	1st quarter of 2025
	VND	VND
Fines	-	11,587
Others	65,637,084	5,624,781
	65,637,084	5,636,368

28. CURRENT CORPORATE INCOME TAX EXPENSES

	1st quarter of 2026	1st quarter of 2025
	VND	VND
Corporate income tax from main business activities		
Total profit before tax	6,094,714,674	1,431,862,173
Increase	65,637,084	5,636,368
- <i>Ineligible expenses</i>	65,637,084	5,636,368
Decrease	(1,681,635)	(3,569,375)
- <i>Unrealized gain on foreign exchanges revaluation</i>	(1,681,635)	(3,569,375)
Taxable income	6,158,670,123	1,433,929,166
Current corporate income tax expense (tax rate 20%)	1,231,734,025	286,785,833

29. BASIC EARNINGS PER SHARE

Basic earnings per share distributed to common shareholders of the Company are calculated as follows:

	1st quarter of 2026	1st quarter of 2025
	VND	VND
Net profit after tax	4,862,980,649	1,145,076,340
Profit distributed to common shares	4,862,980,649	1,145,076,340
	33,139,996	33,139,996
Basic earnings per share	147	35

30. SUBSEQUENT EVENTS AFTER THE REPORTING PERIOD


There have been no significant events occurring after the reporting period, which would require adjustments or disclosures to be made in the Financial Statements

31. COMPARATIVE FIGURES


The comparative figures are figures in the Financial Statements for the fiscal year ended as at 31 December 2025, which was audited by AASC Limited.



Nguyen Thi Mai Anh
Preparer
Hanoi, 24 April 2026



Pham Thi Anh
Chief Accountant



Bui Tien Vinh
Chairman Management

